

Float switch

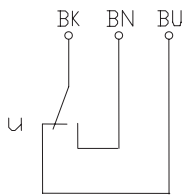
Series Miniature-Float switch

Description **MSK2-PVC-R3/8-U 0040**

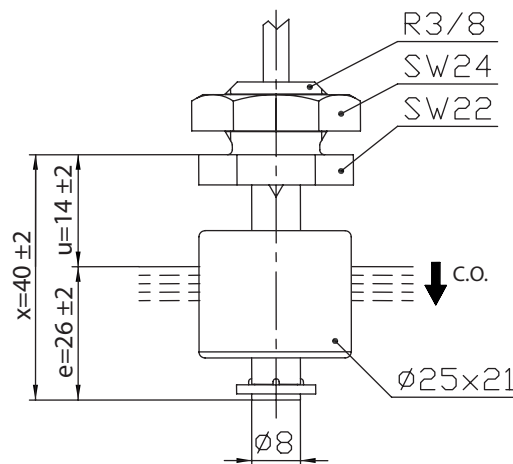
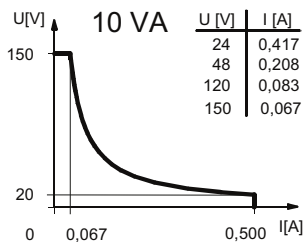
Article number **6895323009**

Wiring diagram

(non-actuated state)



Performance diagram



Electrical data

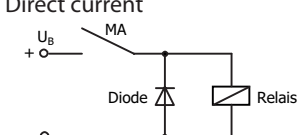
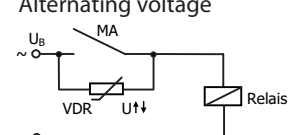
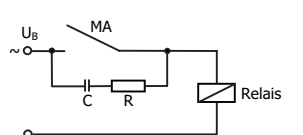
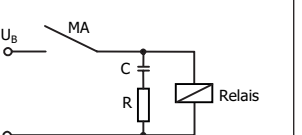
| | | |
|---------------------------------|-----------|---------------------------|
| Rated voltage | U_r | 150 V |
| max. switching current | | 0,5 A |
| max. switching capacity | | 10 VA |
| Rated insulation voltage | U_i | 300 V AC |
| Rated impulse withstand voltage | U_{imp} | 4 kV AC |
| Overvoltage category | | II |
| mechanical life | | 10^7 to 10^9 switches |
| Switching element | | 1 C.O., falling level |
| Protection class | | II (totally insulated) |

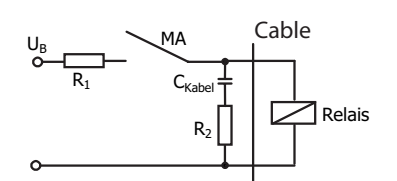
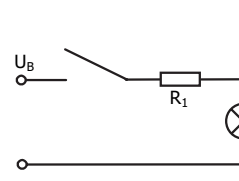
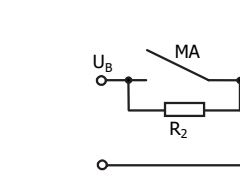
| Mechanical data | |
|-------------------------|--|
| Hexagonal nut material | PVC |
| Housing material | PVC |
| Float material | PVC |
| - density | about 0,7 g/cm ³ ±10 % |
| - depth of immersion | 17 mm ± 2 mm (to a fluid-density of 1 g/cm ³) |
| Grip screw material | PVC |
| Ambient air temperature | -5 °C to +60 °C |
| Liquid temperature | -5 °C to +60 °C |
| Connection | Cable 3 x 0,34 mm ² x 2,5 m ±5 %, PVC |
| Protection type | IP 65 acc to IEC529 / EN 60529 |
| Max. pressure | 5 bar |

| Standards |
|------------------|
| DIN EN 60947-5-1 |

| EU Conformity |
|--|
| acc. to directive 2014/35/EU (Low-Voltage-Directive) |

| General details |
|--|
| The measures of the switching points refer to a fluid-density of 1 g/cm ³ . The tolerance of the switching points is ±2 mm Maximum data must not be exceeded! Pay attention to the contact protection, when switching inductive or capacitive loads. |

| Inductive loads |
|--|
| <div style="display: flex; justify-content: space-between;"> <div style="width: 24%;"> <p>Direct current</p>  <p>Suppression of voltage peaks with a free-wheeling diode</p> </div> <div style="width: 24%;"> <p>Alternating voltage</p>  <p>Suppression of voltage peaks with a VDR</p> </div> <div style="width: 24%;">  <p>Suppression of voltage peaks with an RC element</p> </div> <div style="width: 24%;">  </div> </div> |

| Capacitive loads and lamp loads |
|--|
|    <p>Contact protection with resistors for limiting current</p> |