

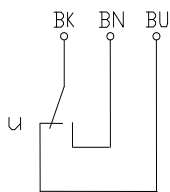
# Float switch

## Series Miniature-Float switch

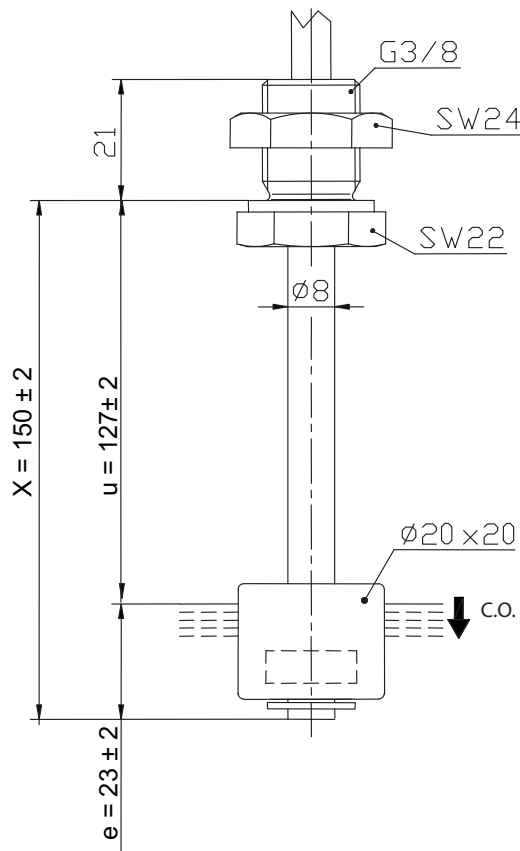
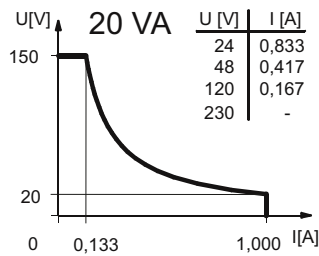
Description **MSK3-NI-R3/8-U 0150**

Article number **6895133002**

### Wiring diagram (non-actuated state)



### Performance diagram



### Electrical data

Rated voltage	$U_r$	36 V
max. switching current		1,0 A
max. switching capacity		20 VA
Rated insulation voltage	$U_i$	50 V AC
Rated impulse withstand voltage	$U_{imp}$	500 V AC
Overvoltage category		II
Switching element		1 C.O., falling level

Mechanical data	
Bolting material	X6CrNiMoTi17-12-2 (1.4571)
Hexagon nut material	X10CrNiS18-9 (1.4305)
Switching tube material	X6CrNiMoTi17-12-2 (1.4571)
Float material	NBR
- density	about 0,74 g/cm <sup>3</sup> ±10 %
- depth of immersion	15 mm ± 2 mm ( to a fluid-density of 1 g/cm <sup>3</sup> )
Grip screw material	X35CrMo17 (1.4122)
Ambient air temperature	-5 °C to +60 °C
Liquid temperature	-5 °C to +60 °C
Connection	Cable 3 x 0,25 mm <sup>2</sup> x 5 m ± 5 %, PVC
Protection type	IP 65 acc to IEC529 / EN 60529
Max. pressure	5 bar

Standards
DIN EN 60947-5-1

**General details**

The measures of the switching points refer to a fluid-density of 1 g/cm<sup>3</sup>.  
 The tolerance of the switching points is ±2 mm  
 Pay attention to the contact protection, when switching inductive or capacitive loads. Maximum data must not be exceeded!

