


# Float switch

## Series Miniature-Float switch

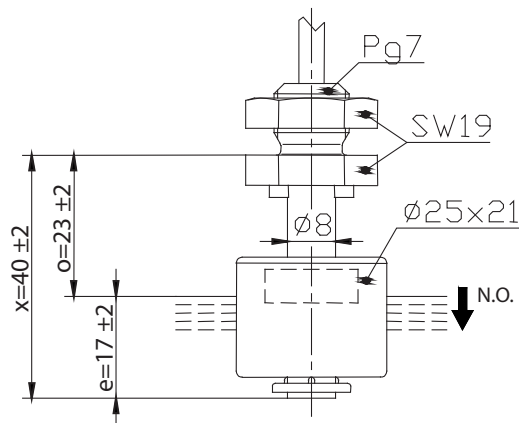
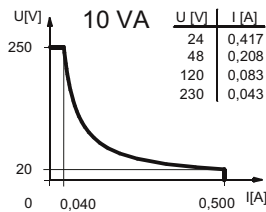
Description **MSK2-PVC-PG7-S 0040**

Article number **6891324009**

### Wiring diagram (non-actuated state)



### Performance diagram



Electrical data			
Rated voltage	$U_r$	250 V	
max. switching current		0,5 A	
max. switching capacity		10 VA	
Rated insulation voltage	$U_i$	300 V AC	
Rated impulse withstand voltage	$U_{imp}$	4 kV AC	
Overvoltage category		II	
mechanical life		10 <sup>7</sup> to 10 <sup>9</sup> switches depending on the load	
Switching element		1 N.O., falling level	
Protection class		II (totally insulated)	

Mechanical data	
Box material	PVC
Hexagon nut material	PA
Float material	PVC
- density	about 0,7 g/cm <sup>3</sup> ±10 %
- depth of immersion	12 mm ± 2 mm ( to a fluid-density of 1 g/cm <sup>3</sup> )
Grip screw material	PVC
Ambient air temperature	-5 °C to +60 °C
Liquid temperature	-5 °C to +60 °C
Connection	Cable 2 x 0,34 mm <sup>2</sup> x 2,5 m ± 5 %, PVC
Protection type	IP 65 acc to IEC529 / EN 60529
Max. pressure	5 bar

Standards
DIN EN 60947-5-1

EU Conformity
acc. to directive 2014/35/EU

General details
<p>Repeatability of switching points is ±0,05 mm based on the same geometrical conditions as of a switch device.                      The measures of the switching points refer to a fluid-density of 1 g/cm<sup>3</sup>.                      The tolerance of the switching points is ±2 mm                      Pay attention to the contact protection, when switching inductive or capacitive loads. Maximum data must not be exceeded!</p>

Inductive loads
<div style="display: flex; justify-content: space-around;"> <div style="text-align: center;"> <p>Direct current</p> <p>Suppression of voltage peaks with a free-wheeling diode</p> </div> <div style="text-align: center;"> <p>Alternating voltage</p> <p>Suppression of voltage peaks with a VDR</p> </div> <div style="text-align: center;"> <p>Suppression of voltage peaks with an RC element</p> </div> </div>

Capacitive loads and lamp loads
<p>Contact protection with resistors for limiting current</p>