

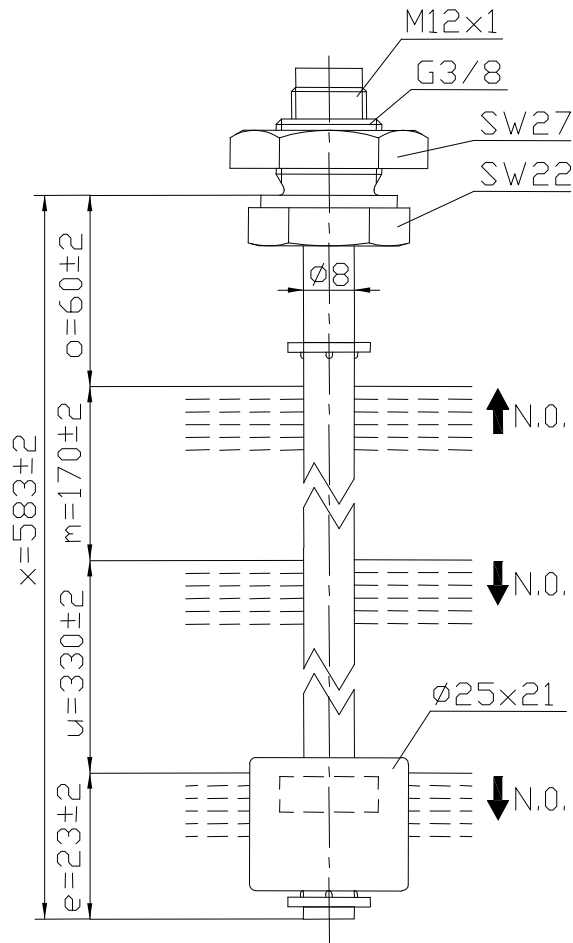
Technical Data

Float Switch

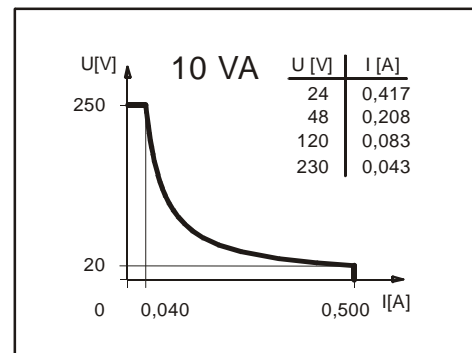
Mini-level float switches

Description **MSK2-PVC-R3/8ST-3S**

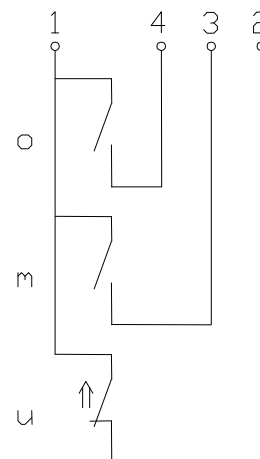
Article number **6891323057**



Performance diagram
(maximum data)



Wiring diagram
(without liquid)



Subject to change without notice.

Date of issue : 04.12.2008 / Page 1 of 2
Document : 6891323057_01_en / Last update : 1

Technical Data

Float Switch

Electrical data

Reed contact	max. switching voltage	250 V
	max. switching current	0,5 A
	max. switching capacity	10 VA
	mechanical life	10 ⁷ to 10 ⁹ switches depending on the load
Switching element		1 normally open contact, rising level 2 normally open contact, falling level
Direction category		AC-21A and DC-21A acc to DIN VDE 0660 T107
Standard		acc to DIN VDE 0660 T200

Mechanical data

Screw connection material	PVC	
Hexagon nut material	PVC	
Switching tube material	PVC	
Float material	NBR	
	-density	about 0,7 g/cm ³ ±10%
	-depth of immersion	17 mm ±2 mm (to a fluid-density of 1 g/cm ³)
Adjusting ring material	PVC	
Gasket material	NBR	
Ambient air temperature	-5°C to +60°C	
Liquid temperature	-5°C to +60°C	
Connection	connector M12x1, pole 1,2,3 and 4 engaged	
Protection type	IP 65 acc to DIN VDE 0470 T1	
Max. pressure	5 bar	

General details

Repeatability of switching points is ±0,05mm based on the same geometrical conditions as of a switch device.

The measures of the switching points refer to a fluid-density of 1 g/cm³.

The tolerance of the switching points is ±2mm

Pay attention to the contact protection, when switching inductive loads. Maximum data must not be exceeded!