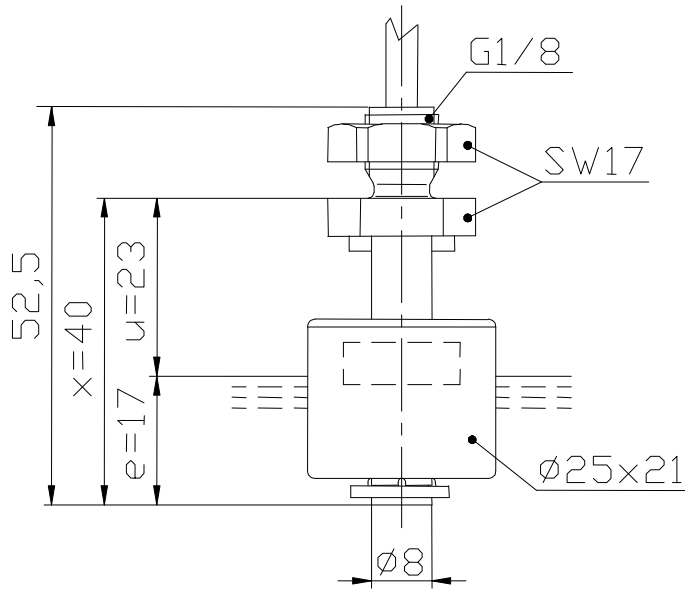


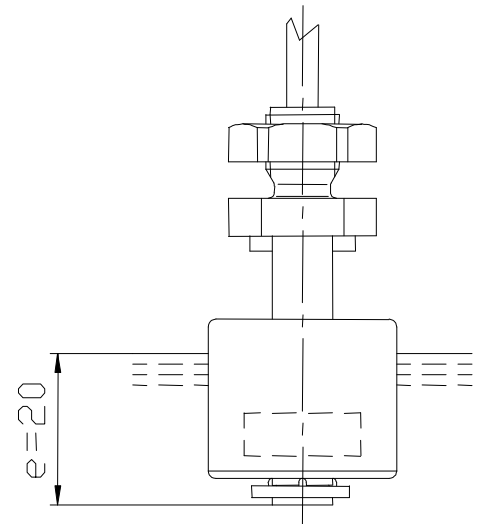
Mini-level float switches

Description **MSK2-PVC-R1/8-S 0040**

Article number **6891321012**

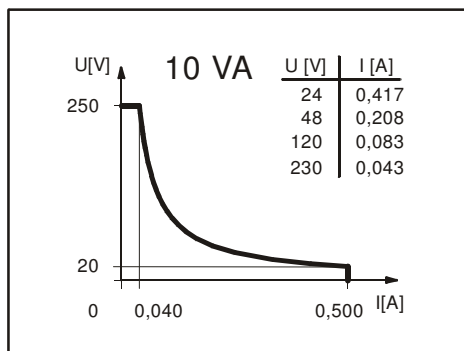


Normally-open contact

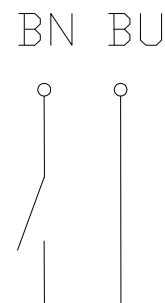


Normally-closed contact

Performance diagramm
(maximum data)



Wiring diagramm



Subject to change without notice.

Date of issue : 10.10.2007 / Page 1 of 2
Document : 6891321012_en.doc / Last update : 2

Mini-level float switches

Description **MSK2-PVC-R1/8-S 0040**Article number **6891321012**

Electrical data

Reed contact	max. switching voltage	250 V
	max. switching current	0,5 A
	max. switching capacity	10 VA
	mechanical life	10 ⁷ to 10 ⁹ switches depending on the load
Switching element		1 normally-open contact, falling level
		The switching function can be changed from N.O. to N.C. by turning the float up to 180°.
Direction category		AC-21A and DC-21A acc. to DIN VDE 0660 T107
Standard		acc. to DIN VDE 0660 T200

Mechanical data

Box material	PVC	
Hexagon nut material	PP	
Float material	PVC	
	-density	about 0,7 g/cm ³ ±10%
	-depth of immersion	15 mm ±2 mm (to a fluid-density of 1 g/cm ³)
Grip screw material	PVC	
Ambiente air temperature	-5 °C bis +60 °C	
Medium temperature	-5 °C bis +60 °C	
Connection	2m cable, PVC, 2x0,34mm ²	
Protection type	IP 65 acc to DIN VDE 0470 T1	
Max. pressure	5 bar	

General details

Reproducibility of switching points is ±0,05mm based on the same geometrical conditions as of a switch device.

The measures of the switching points refer to a fluid-tight of 1 g/cm³.

The tolerance of the switching points is ±2mm

Pay attention to the contact protection, when switching inductive loads. Maximum data must not be exceeded!