

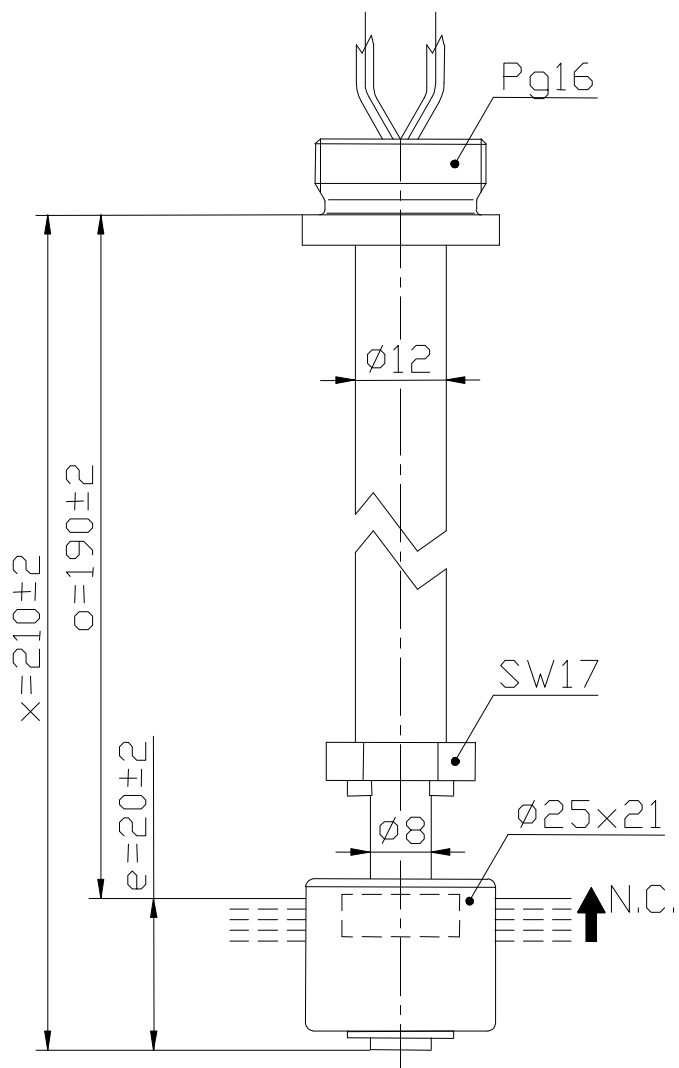
Technical Data

Float Switch

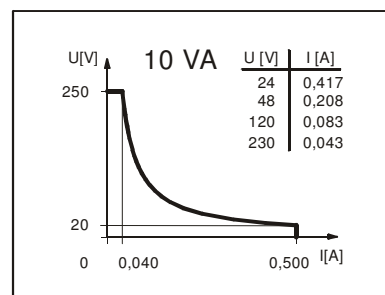
Mini-level float switches

Description **MSK1-PVC-PG16-O 0210**

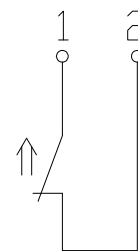
Article number **6891310025**



Performance diagram (maximum data)



Wiring diagram (without liquid)



Subject to change without notice.

Date of issue : 26.06.2007 / Page 1 of 2
Document : 6891310025_en.doc / Last update : 1

Mini-level float switches

Description **MSK1-PVC-PG16-O 0210** Article number **6891310025**

Electrical data

Reed contact	max. switching voltage	250 V
	max. switching current	0,5 A
	max. switching capacity	10 VA
	mechanical life	10 ⁷ to 10 ⁹ switches depending on the load
Switching element		1 normally closed contact, rising level
Direction category		AC-21A and DC-21A acc. to DIN VDE 0660 T107
Standard		acc. to DIN VDE 0660 T200

Mechanical data

Box material	PVC	
Screw connection material	PVC	
Switching tube material	PVC	
Float material	PP	
	-density	about 0,55 g/cm ³ ±10%
	-depth of immersion	12mm ±2 mm (to a fluid-density of 1 g/cm ³)
Snap-ring material	X35CrMo17 (1.4122)	
Ambient air temperature	-5°C to +60°C	
Liquid temperature	-5°C to +60°C	
Connection	120mm strand, PVC yellow, 0,5mm ²	
Protection type	IP 65 acc. to DIN VDE 0470 T1	
Max. pressure	5 bar	

General details

Repeatability of switching points is ±0,05mm based on the same geometrical conditions as of a switch device.

The measures of the switching points refer to a fluid-density of 1 g/cm³.

The tolerance of the switching points is ±2mm

Pay attention to the contact protection, when switching inductive loads. Maximum data must not be exceeded!