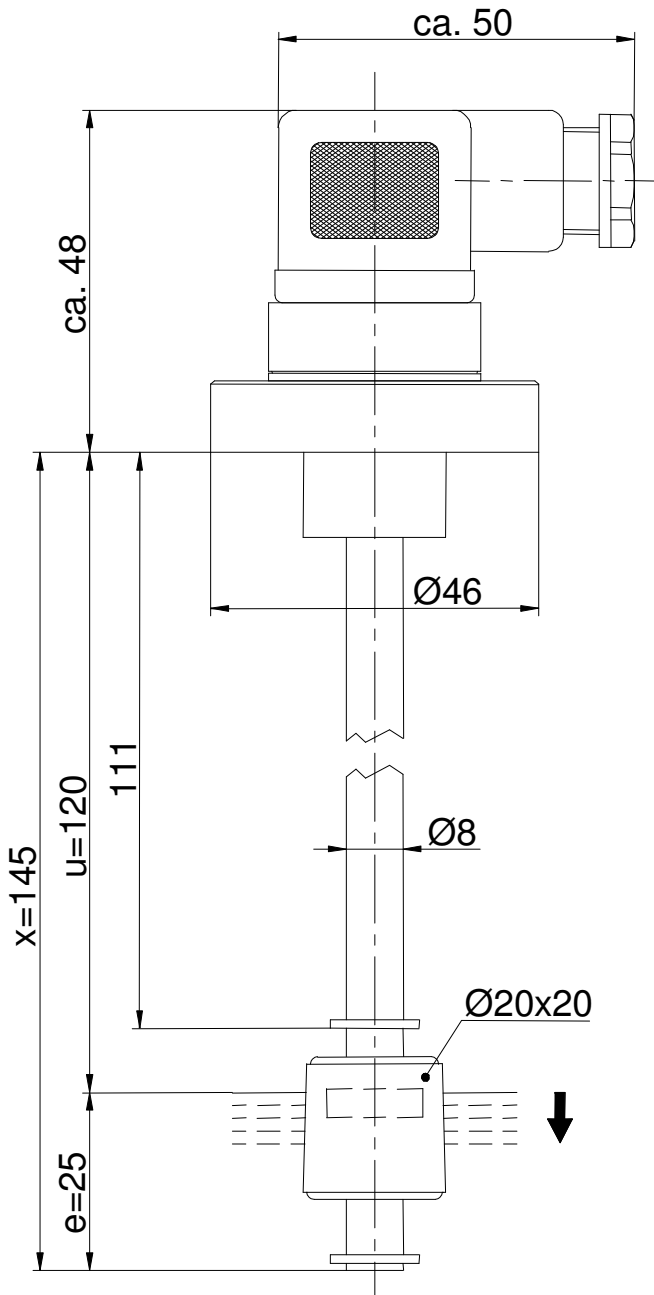


Technical Data

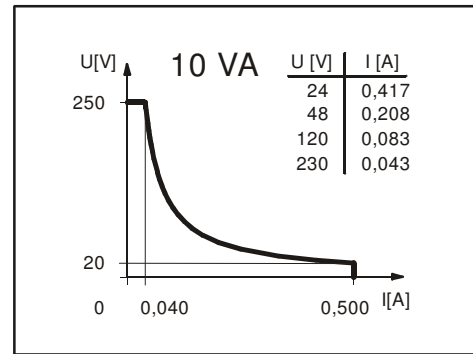
Magnetic Float Switch

Typ: **MSK3-MS-FL46-O 0145**

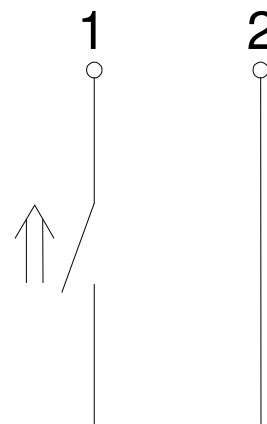
Art.-No.: **6891230006_01**



Performance diagram (maximum data)



Wiring diagram (matching to the drawing)



Electrical Data (maximum data)

contact:	max. voltage	250 V
	max. switching current	0,5 A
	max. switching capacity	10 VA
switching function	1 normally-closed contact, falling level	
direction category	AC-21A and DC-21A	
	acc. to DIN VDE 0660 T107	
	(IEC 947-3-1 / EN 60947-3-1)	
standard	acc. to DIN VDE 0660 T200	
	(IEC 947-5-1 / EN 60947-5-1)	

This document will not become the contractual basis; the details included herein do not constitute any descriptions of expected conditions, so that warranties/claims for defects on account of possible variations of the actual qualities from the qualities described herein are explicitly excluded. All rights reserved. Specifications subject to change without notice!

Date of issue: 03.06.2005 / Page 1 of 1
Document : 6891230006_01_eng / Last update: 1 / 0000-00

Technical Data

Magnetic Float Switch

Mechanical Data

flange material	CuZn39Pb3 (brass)
switching tube material	2.0321 (brass)
float material	NBR
-density	about 0,75 g/cm ³ ±10%
-immersion depth	15 mm ±2 mm (to a fluid-density of 1 g/cm ³)
grip screw material	CuZn8
gasket material	NBR
temperature range	from -5 °C to +60 °C
fluid temperature	from -5 °C to +60 °C
mech. lifetime	10 ⁷ to 10 ⁹ switches depending on the load
mode of connection	plug-in connection acc. to DIN 43650
protection class	IP 65 acc. to DIN VDE 0470 T1 (ICE 529 / EN 60529)
max. pressure	only with socket 10 bar

General details

Reproducibility of switching points is ±0.05mm based on the same geometrical conditions as of a switch device.

The measures of the switching points refer to a fluid-tight of 1 g/cm³.

The tolerance of the switching points is ±2 mm.

Pay attention to the contact protection, when switching inductive loads. Maximum data must not be exceeded!

This document will not become the contractual basis; the details included herein do not constitute any descriptions of expected conditions, so that warranties/claims for defects on account of possible variations of the actual qualities from the qualities described herein are explicitly excluded. All rights reserved. Specifications subject to change without notice!

Date of issue: 03.06.2005 / Page 2 of 2
Document : 6891230006_01_eng / Last update: 1 / 0000-00