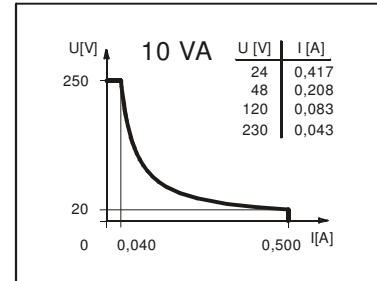
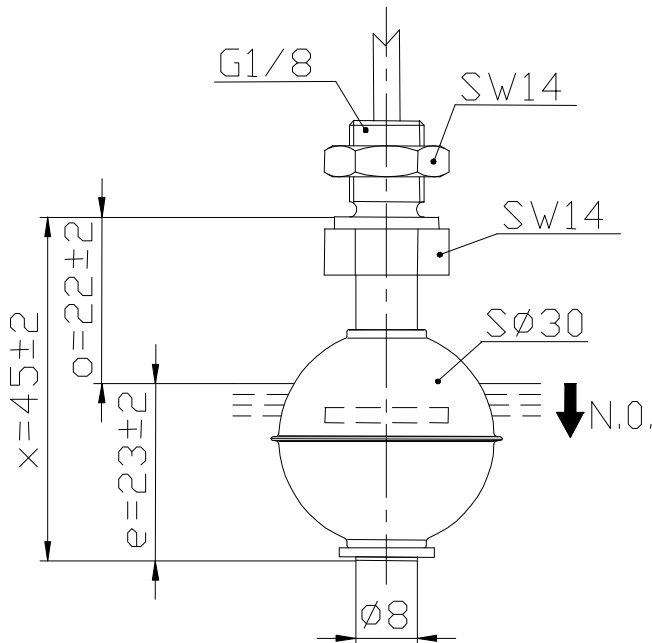


### Mini-level float switches

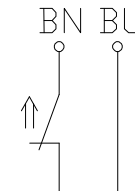
Description **MSN1-NI-R1/8-S 0045**

Article number **6891171010**

**Performance diagram**  
(maximum data)



**Wiring diagram**  
(without liquid)



#### Electrical data

Reed contact	max. switching voltage	250 V
	max. switching current	0,5 A
	max. switching capacity	10 VA
mechanical life		10 <sup>7</sup> to 10 <sup>9</sup> switches depending on the load
Switching element		1 Normally-open contact, falling level
		The switching function can be changed from N.O. to N.C. by turning the float up to 180°.
Direction category		AC-21A and DC-21A acc to DIN VDE 0660 T107
Standard		acc to DIN VDE 0660 T200

#### Mechanical data

Box material	X10CrNiS 18 9 (1.4305)
Hexagon nut material	X10CrNiS 18 9 (1.4305)
Float material	X6CrNiMoTi 17 12 2 (1.4571)
-density	about 0,65 g/cm <sup>3</sup> ±10%
-depth of immersion	18 mm ±2 mm ( to a fluid-density of 1 g/cm <sup>3</sup> )
Grip ring material	X35CrMo17 (1.2316)
Ambient air temperature	-5°C to +60°C
Liquid temperature	-5°C to +60°C
Connection	1m cable, PVC, 2x0,34mm <sup>2</sup>
Protection type	IP 65 acc to DIN VDE 0470 T1
Max. pressure	15 bar

#### General details

Repeatability of switching points is ±0,05mm based on the same geometrical conditions as of a switch device.  
 The measures of the switching points refer to a fluid-density of 1 g/cm<sup>3</sup>.  
 The tolerance of the switching points is ±2mm  
 Pay attention to the contact protection, when switching inductive loads. Maximum data must not be exceeded!

Subject to change without notice.

Date of issue : 12.06.2008 / Page 1 of 1  
 Document : 6891171010\_en.doc / Last update : 2