

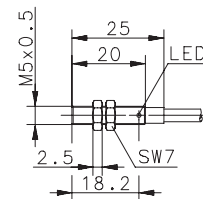
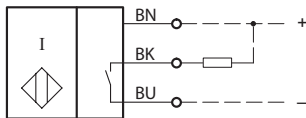
Inductive Proximity Switch

Series M05

Description **KIB-M05NS/001-KL2**

Article number **6532399002**

Wiring Diagram




Identifying characteristics in accordance with EN 60947-5-2

Electrical data		
Sensor operation (delivery status)		
Rated operating distance	S_n	1 mm
Standard target		5 mm x 5 mm, t = 1 mm, material: FE360
Real sensing distance	S_r	0,90 ... 1,10 mm
Assured operating distance	S_a	0 ... 0,8 mm
Switching element function		DC, N.O.
Repeat accuracy	R	≤ 5 %
Differential travel (hysteresis)	H	≈ 8 %
Rated operational voltage	U_e	12 - 24 V DC
Operational voltage range	U_B	10 - 30 V DC
Rated insulation voltage	U_i	75 V DC
Rated impulse withstand voltage	U_{imp}	500 V
Voltage drop	U_d	≤ 2 V specification
Utilization category		DC 13
Rated operational current	I_e	200 mA ±10 %
Minimum operating current	I_m	1 mA
Off-state current	I_r	< 0,1 mA
No-load supply current	I_o	< 10 mA
Switching element		permanent overload and s.c.p.
Short-circuit protection		pulsed, current-limited and thermal
Frequency of operating cycles	f	1000 Hz
Mounting		flush
False polarity protection		yes
Time delay before availability	t_v	< 300 ms

Mechanical Data	
Front cap	LCP, black
Enclosure	Brass, nickle plated
Temperature range	- 20 °C ... + 70 °C (cable not fixed mounted) - 25 °C ... + 70 °C (cable fixed mounted)
Type of protection	IP67 / NEMA Type 1
Function indication	LED, yellow
Degree of pollution	3 (Pollution of the sensing surface may decrease operating distance)
Termination type	Cable 3 x 0,14 mm ² x 2 m±5 %, PUR - Outer jacket, black
For attachment	2 x hexagon nut (tightening torque ≤ 1,5 Nm)

Product reliability (in acc. with DIN EN 61709 (SN 29500))	
MTTF (at 40 °C)	>1150 years

EU Conformity	
acc. to directive 2014/30/EU (EMC-Directive)	

Approvals	
	

Notes	
To be used with a class 2 power supply according to UL approval.	
Further data and information can be found at www.bernstein.eu .	