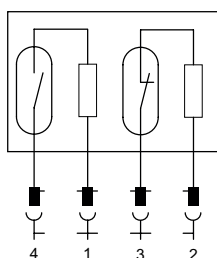
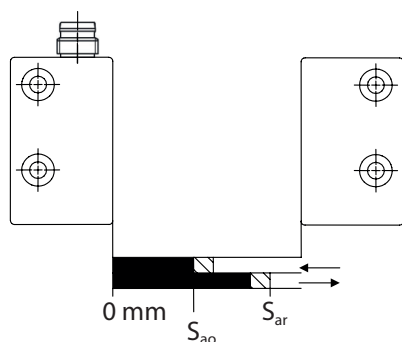
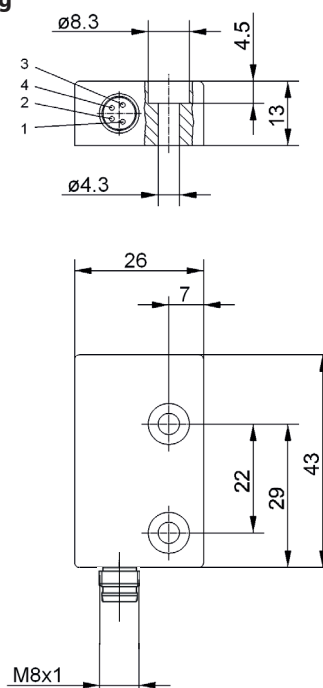


## Coded Magnetic Switch

### Series MAK-52

Description **MAK-5236-BCD-M8**

Article number **6490652322**
**Wiring diagram**

**Actuating direction / Operating distance**

**Dimension drawing**

**Technical data**

Switching function	N.O., N.C. combined	
Reference magnet	TK-52-CD/2 (6402052067)	TK-52-CD/2 SN8 (6402052075)
Assured operating distance - ON	$S_{ao} \geq 3 \text{ mm}$	$\geq 8 \text{ mm}$
Assured operating distance - OFF	$S_{ar} \leq 14 \text{ mm}$	$\leq 17 \text{ mm}$
Repeat accuracy	R	$\pm 0,1 \text{ mm}$ , under same geometrical conditions at the same temperature
Utilization category	DC-12	
Frequency of operating cycles	f	1 Hz

**Electrical data**


Max. voltage	30 V DC
Max. switching current	0,08 A
Max. switching capacity	0,25 W
Internal series resistors	27 $\Omega$ , per channel
Protection class acc. to EN IEC 61558	III (safety extra-low voltage)
Note	Combinations of switching voltage and switching current must not exceed the maximum switching capacity.

Mechanical data	
Enclosure	PBT, black; encapsulated reed contact
Tightening torque of fastening screws	1,25 Nm $\pm$ 0,25 Nm
Temperature range	- 5 °C ... + 70 °C
Mechanical life	3 x 10 <sup>8</sup> operating cycles
Vibration	10 G (10 - 1200 Hz)
Shock	10 G (11 ms, ½ Sinewave)
Protection type	IP 67 acc. to EN 60529 (only in fully snapped-in position with it's plugs)
Pollution degree	3 acc. to EN 60947-1
Termination type	M8 Plug connector with snap-in and screw cap
Assembly position	optional (assembly on ferromagnetic material means reduction of switch distance)

ID for safety engineering	
B10d	20 x 10 <sup>6</sup> cycles (20 % load) 0,4 x 10 <sup>6</sup> cycles (nominal load)
Mission time	20 years

Standards	
	DIN EN ISO 13849-1
	EN 60947-5-3
Note	The EN 60947-5-3 standard is only fulfilled by a complete system that consists of a coded magnetic switch with related actuator and suitable safety controller.

EG Conformity	
	acc. to directive 2006/42/EC (Safety-of-Machinery-Directive)

Approvals	
	
	RU Listed / Class 2 Power source

Notes	
Contact protection must be provided for inductive and capacitive loads.	