

Technical Data

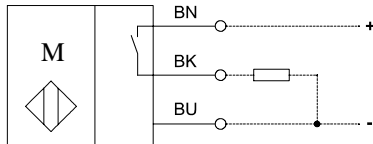
Magnetic Gear Tooth Sensors

Series MA-62

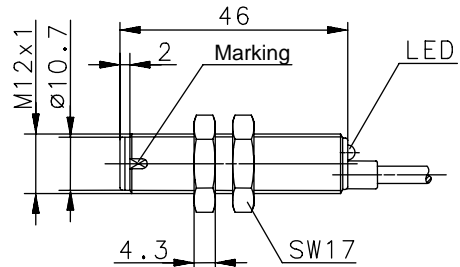
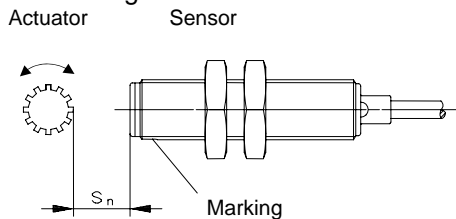
Type designation **MEK-M12PD/H-KL2**

Item number **6379262119**

Wiring diagram



Positioning



Characteristic features in accordance with EN 60947-5-2

Electrical data

Assured operating distance	S_a	0 - 2 mm (ferromagnetic material)
Switching function		PNP
Operational voltage range	U_b	10-39 VDC
Switching current		400 mA
Supply current		< 20 mA
Voltage drop	U_d	< 3 V
Switching element		Hall, magnetic biased
Short-circuit protection		pulsed
Frequency of operating cycles	f	10 kHz
False polarity protection		yes

Electromagnetic compatibility (EMC)

Electromagnetic field test	IEC 61000-4-3
Electrostatic discharge test	IEC 61000-4-2
Electrical fast transient immunity test (Burst)	IEC 61000-4-4
Radiated disturbance field strength	EN 55011

Mechanical Data

Enclosure	PA 6, rot
End cap	PA 6.6, black
Ambient air temperature	-25 °C ... +70 °C (cable fixed mounted)
Type of protection	IP67 acc. to IEC 529, EN 60529
Indication	LED, yellow; output activated
Termination type	cable 3 x 0,14 mm ² x 2 m; PVC-Outer jacket, black
For attachment	2 x hexagon nut

EU Conformity



This document will not become the contractual basis; the details included herein do not constitute any descriptions of expected conditions, so that warranties/claims for defects on account of possible variations of the actual from the here described condition are excluded. Subject to modifications and amendments.

Date of issue: 24.07.2008 / Page 1 of 1
Document: 6379262119_en.doc / Last update: 1 / 0179-08