

Technical Data

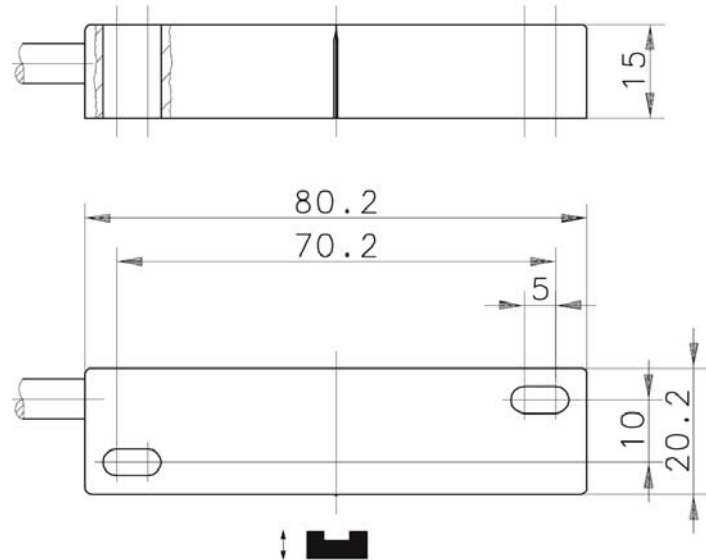
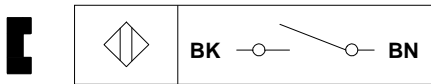
Magnetic switch

Series MA-02

Type designation **MAK-0212-A-1**

Item number **6312202687**

Wiring diagram




Identifying characteristics in accordance with EN 60947-5-1 and EN 62246-1

Electrical data		
Assured operating distance	S _a	21 mm
Switching element function		N.O.
Reed contact:		250 V AC / DC
max. switching voltage		3 A
max. switching current		120 VA
max. switching capacity		3x10 ⁶ switchings, however, according to load resetability
mechanical lifetime		± 0,1 mm
Repeat accuracy	R	under same geometrical conditions at the same temperature
Max. Release point		50 mm
Shock		50 g (11 ms, ½ Sinus wave)
Vibration		35 g (10 – 1000 Hz)
Corresponding magnet		TK-21-02

Mechanical data	
Enclosure	PA 6.6, black; encapsulated reed contact
Ambient air temperature	-5 °C ... +70 °C
Type of protection	IP67 (NEMA 4) according to IEC 529, EN 60529
Termination type	cable 2 x AWG 20 x 1 m ± 5 %; PVC -outer jacket black;
Assembly position	optional (assembly on iron means reduction of switch distance)

EU Conformity	
	acc. to directive 2004 / 108 / EC

Approvals	
	 UL Listed, Ind. Cont. Eq. / Class 2 Power source
	Note limited electrical data:
	max. switching voltage 30 V AC / 60V DC
	max. switching current 2 A
	max. switching capacity 100 VA

This document will not become the contractual basis; the details included herein do not constitute any descriptions of expected conditions, so that warranties/claims for defects on account of possible variations of the actual from the here described condition are excluded. Subject to modifications and amendments.

Date of issue: 24.06.2013 / Page 1 of 1
Document: 6312202687_en / Last update: 1 / 0022-13