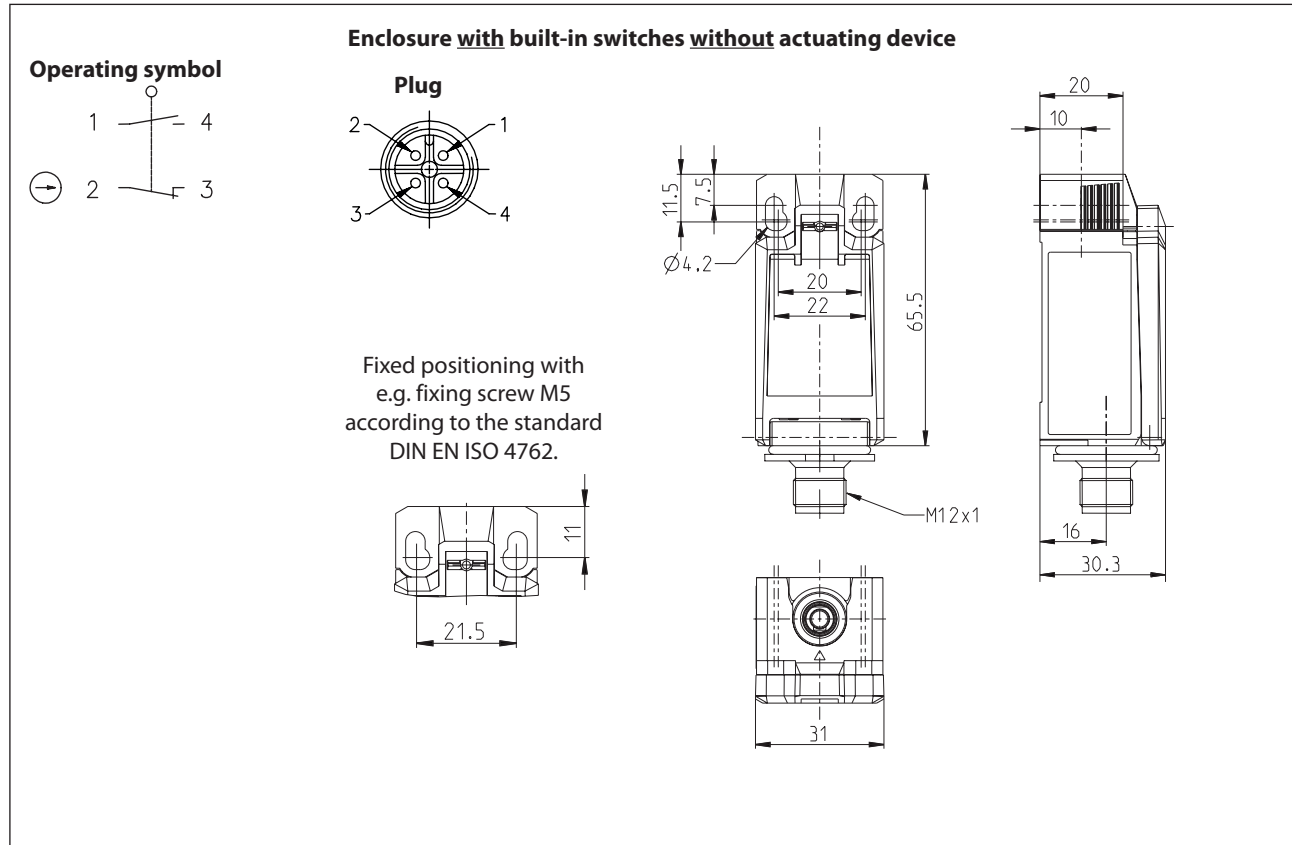




## Plastic bodied limit switch

### Series IN65-modular system

Description **IN65-SU1Z M12**

Article number **6183000458**


#### Electrical Data

Rated insulation voltage	$U_i$	250 V
Rated impulse withstand voltage	$U_{imp}$	2,5 kV
Rated operational voltage	$U_e$	240 V AC
Rated supply frequency AC		50 / 60 Hz
Overvoltage category		II acc. EN 60947-1 annex H table H1
Conv. thermal current	$I_{the}$	4 A
Minimum current		1 mA
Utilization category		AC 15, $U_e/I_e$ 240 V / 3 A
Direct opening action		acc. IEC/EN 60947-5-1, annex K; direct opening force: 33 N
Short-circuit protective device		Fuse 4 A gG
Rated conditional short-circuit current		400 A
Max. contact resistance		25 mOhm (unused)
Protection class		II

Mechanical data		
Enclosure		Thermoplastic, glass fibre reinforced (UL 94-V0)
Cover		Thermoplastic, glass fibre reinforced (UL 94-V0)
Actuating force	$F_B$	$10\text{ N} \leq F_B \leq 30\text{ N}$
Operating temperature		$-30\text{ °C} \dots +75\text{ °C}$
Storage temperature		$-40\text{ °C} \dots +80\text{ °C}$
Protection type		IP66 / IP67 acc. EN 60529
Pollution degree (built-in switch)		3
Contact material		silver
Device Class (built-in switch)		Category E (MC3+CC2+SC1) acc. EN 60947-1 annex Q
Contact type		1 N.C. (Form Zb), 1 N.O.
Operating rate	$V$	$0,06\text{ m/min} \leq V \leq 30\text{ m/min}$
Bounce duration	ms	$< 3\text{ ms}$
Switchover time	ms	$< 8\text{ ms}$
Switching frequency		$\leq 60 / \text{min.}$
Mechanical life		$15 \times 10^6$ operating cycles
Mission time		$\leq 20$ years
Connection		Connector M12x1, A-coded
Conductor cross-sections		Solid or Litz wire with ferrules $0,34\text{ mm}^2 - 1,5\text{ mm}^2$ ; AWG 22-16
Cable entrance		1 x M20 x1,5
Weight		$\approx 0,06\text{ kg}$
Installation position		operator definable

ID for safety engineering	
B10d N.C.	$20 \times 10^6$ cycles
B10d N.O.	$1 \times 10^6$ cycles

Standards	
	DIN EN 60947-5-1
	UL 508 / CSA C22.2 No.14
	DIN EN ISO 13849-1

EU Conformity	
	acc. to directive 2006/42/EC (Safety-of-Machinery-Directive)

Approvals	
	CCC (AC 15, $U_e/I_e$ 240 V / 1,5 A; DC 13, $U_e/I_e$ 24 V / 1,5 A)
	cCSA <sub>US</sub> B300, 240Vac 1.5A G.P., 24Vdc 1.5A R.

Notes	
<p>The degree of protection specified (IP code) applies only to a properly closed cover and the use of an equivalent connector. The connector and the cable (fix or flexible mounted) must at least be suitable for the described ambient air temperatures. The connector must not be connected or disconnected when voltage is applied. The mechanical life of the connector is 100 connection cycles.</p> <p>The information on the switching travel can be found in the data sheets of the actuator, as these depend on the actuator used.</p> <p>Approvals / properties applies only to the fully assembled device.</p>	