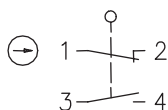


Plastic bodied limit switch Series IN73

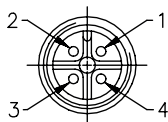
Description **IN73-11 AHK 03 12**

Article number **6181000047**

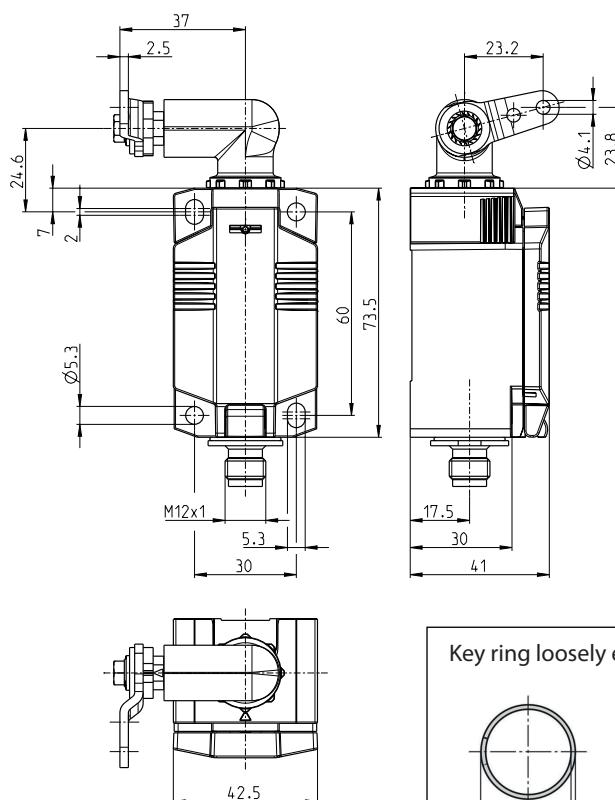
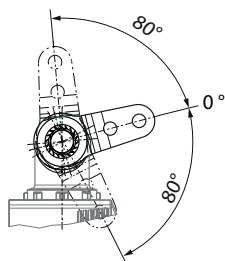
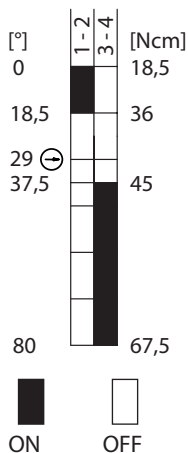
Operating symbol



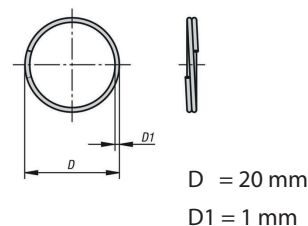
Plug




Operating diagram



Key ring loosely enclosed



Electrical Data

Rated insulation voltage	U_i	250 V
Rated impulse withstand voltage	U_{imp}	4 kV
Rated operational voltage	U_e	240 V AC / 24 V DC
Rated supply frequency AC		50 / 60 Hz
Overvoltage category		II acc. EN 60947-1 annex H table H1
Conv. thermal current	I_{the}	3 A
Minimum current		1 mA
Utilization category		AC 15, U_e/I_e 240 V / 3 A; DC 13, U_e/I_e 24 V / 1,5 A
Direct opening action		acc. IEC/EN 60947-5-1, annex K; direct opening torque: 47 Ncm
Short-circuit protective device		Fuse 4 A gG
Rated conditional short-circuit current		400 A
Protection class		II, totally insulated

Mechanical data	
Enclosure	Thermoplastic, glass fibre reinforced (UL 94-V0)
Cover	Thermoplastic, glass fibre reinforced (UL 94-V0)
Actuator	Metal lever / lever in 15 ° increments adjustable
Operating temperature	-30 °C ... +75 °C
Storage temperature	-40 °C ... +80 °C
Protection type	IP66 / IP67 acc. EN 60529, Type 4X – Indoor Use only
Pollution degree (built-in switch)	3
Contact material	silver
Device Class (built-in switch)	Category E (MC3+CC2+SC1) acc. EN 60947-1 annex Q
Contact type	1 N.C. (Form Zb), 1 N.O.
Bounce duration	The value depends on the operating rate
Switchover time	The value depends on the operating rate
Switching frequency	≤ 60 / min.
Mechanical life	10 x 10 ⁴ operating cycles
Mission time	≤20 years
Connection	4 screw connections (M3)
Conductor cross-sections	Solid or Litz wire with ferrules 0,34 mm ² - 1,5 mm ² ; AWG 22-16
Cable entrance	Plug M12x1, 4-pole, A-coded
Weight	≈ 0,18 kg
Installation position	operator definable

Actuation
<p>The lever is preferably started from 2 sides.</p> <p>By lifting the clamp the actuation assembly can be rotated in 45° increments such that 16 actuation directions are possible.</p> <p>The actuation assembly is to be again fastened to the housing by lowering the clamp.</p>

ID for safety engineering	
B10d N.C.	10 x 10 ⁴ cycles
B10d N.O.	10 x 10 ⁴ cycles

Standards	
	DIN EN 60947-5-1
	UL 508 / CSA C22.2 No.14
	DIN EN ISO 13849-1
	DIN EN ISO 13849-2

EU Conformity
acc. to directive 2014/35/EU (Low-Voltage-Directive)

Approvals
CCC
cUL _{us}

Notes
The degree of protection (IP code) specified applies solely to a property closed cover and the use of an equivalent cable gland with adequate cable.