

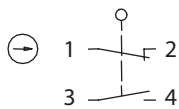
Plastic bodied limit switch Series IN73

Description **IN73-11 03**

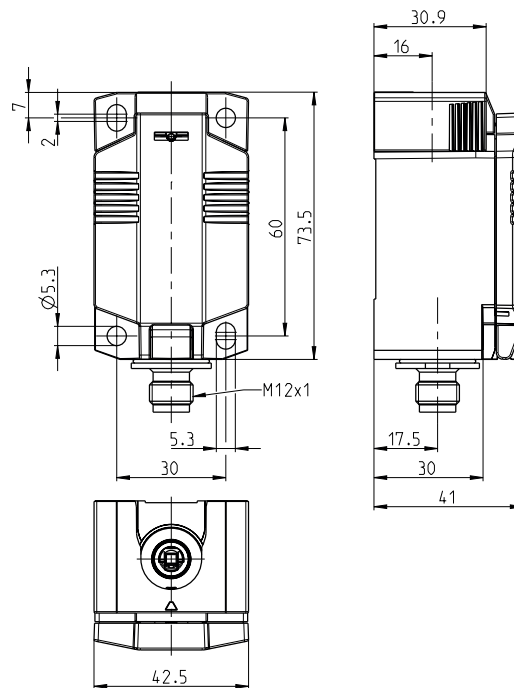
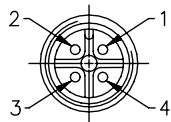
Article number **6081000126**

Enclosure with built-in switches without actuating device

Operating symbol



Plug



Electrical Data

Rated insulation voltage	U_i	250 V
Rated impulse withstand voltage	U_{imp}	4 kV
Rated operational voltage	U_e	240 V AC / 24 V DC
Rated supply frequency AC		50 / 60 Hz
Overvoltage category		II acc. EN 60947-1 annex H table H1
Conv. thermal current	I_{the}	3 A
Minimum current		1 mA
Utilization category		AC 15, U_e/I_e 240 V / 3 A; DC 13, U_e/I_e 24 V / 1,5 A
Direct opening action	\ominus	acc. IEC/EN 60947-5-1, annex K
Short-circuit protective device		Fuse 4 A gG
Rated conditional short-circuit current		400 A
Protection class		II, totally insulated

Mechanical data	
Enclosure	Thermoplastic, glass fibre reinforced (UL 94-V0)
Cover	Thermoplastic, glass fibre reinforced (UL 94-V0)
Actuating force	F_{bmin} 14 N + Force of the actuating device F_{\ominus} 18 N + Force of the actuating device
Operating temperature	-30 °C ... +75 °C
Storage temperature	-40 °C ... +80 °C
Protection type	IP66 / IP67 acc. EN 60529, Type 4X – Indoor Use only only with mounted actuating device
Pollution degree (built-in switch)	3
Contact material	silver
Device Class (built-in switch)	Category E (MC3+CC2+SC1) acc. EN 60947-1 annex Q
Contact type	1 N.C. (Form Zb), 1 N.O.
Operating rate	V 0,06 m/min $\leq V \leq$ 30 m/min
Bounce duration	The value depends on the operating rate
Switchover time	The value depends on the operating rate
Switching frequency	\leq 60 / min.
Mechanical life	depending on the operating device up to 30×10^6 operating cycles
Mission time	\leq 20 years
Connection	Plug M12x1, 4-pole, A-coded
Weight	\approx 0,11 kg
Installation position	operator definable

ID for safety engineering	
B10d N.C.	20×10^6 cycles
B10d N.O.	1×10^6 cycles

Standards	
	DIN EN 60947-5-1
	UL 508 / CSA C22.2 No.14
	DIN EN ISO 13849-1
	DIN EN ISO 13849-2

EU Conformity	
	acc. to directive 2014/35/EU (Low-Voltage-Directive)

Approvals	
	CCC
	cUL _{US}

Notes

The degree of protection specified (IP code) applies only to a properly closed cover and the use of an equivalent connector.
The connector and the cable (fix or flexible mounted) must at least be suitable for the described ambient air temperatures.
The connector must not be connected or disconnected when voltage is applied.
The mechanical life of the connector is 100 connection cycles.

The information on the switching travel can be found in the data sheets of the actuator, as these depend on the actuator used.

Approvals / properties applies only to the fully assembled device.