

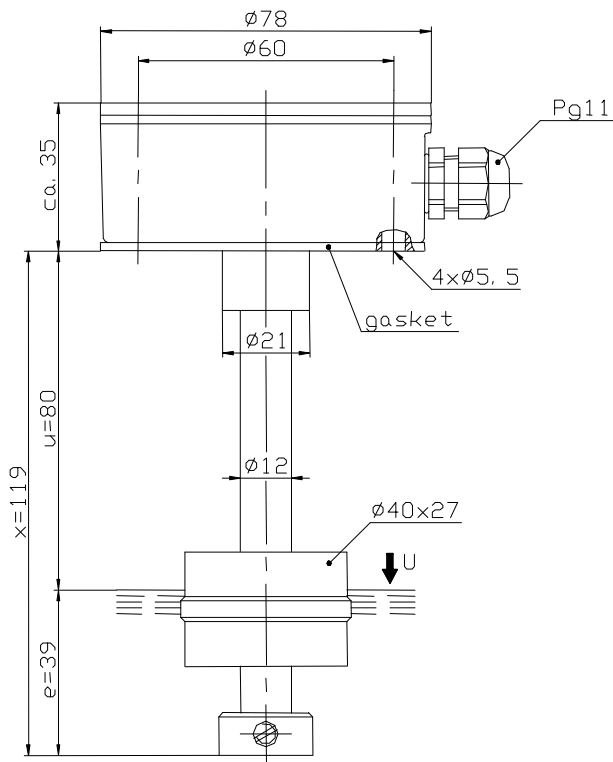
Technical Data

Float Switch

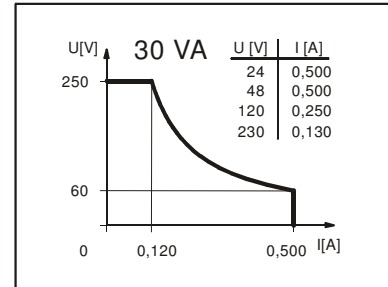
Standard float switches

Description **MAA-713 KSS 0119**

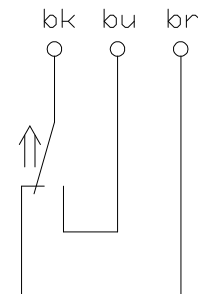
Article number **6815105012**



Performance diagram (maximum data)



Wiring diagramm (matching to the drawing)



Electrical data

Reed contact	max. switching voltage	250 V
	max. switching current	0,5 A
	max. switching capacity	30 VA
	mechanical life	10 ⁷ to 10 ⁹ switches depending on the load
Switching element		1 change over contact, falling level
Direction category		AC-22A and DC-22A acc to DIN VDE 0660 T107
Standard		acc to DIN VDE 0660 T200

Mechanical data

Terminal box material	GK-AISI12 (3.2581.02)
Switching tube material	X 6 CrNiMoTi 17 12 2 (1.4571)
Float material	POM
-density	about 0,7 g/cm ³ ±10%
-depth of immersion	18 mm ±2 mm (to a fluid-density of 1 g/cm ³)
Adjusting ring material	X 6 CrNiMoTi 17 12 2 (1.4571)
Gasket material	NBR
Ambiente air temperature	-5°C bis +60°C
Medium temperature	-5°C bis +60°C
Connection	connection block inside the terminal box
Protection type	IP 65 acc to DIN VDE 0470 T1
Max. pressure	10 bar

General details

Reproducibility of switching points is ±0,05mm based on the same geometrical conditions as of a switch device.
 The measures of the switching points refer to a fluid-tight of 1 g/cm³.
 The tolerance of the switching points is ±2mm
 Pay attention to the contact protection, when switching inductive loads. Maximum data must not be exceeded!

Subject to change without notice.

Date of issue : 13.12.2005 / Page 1 of 1
 Document : 6815105012_en.doc / Last update : 1