

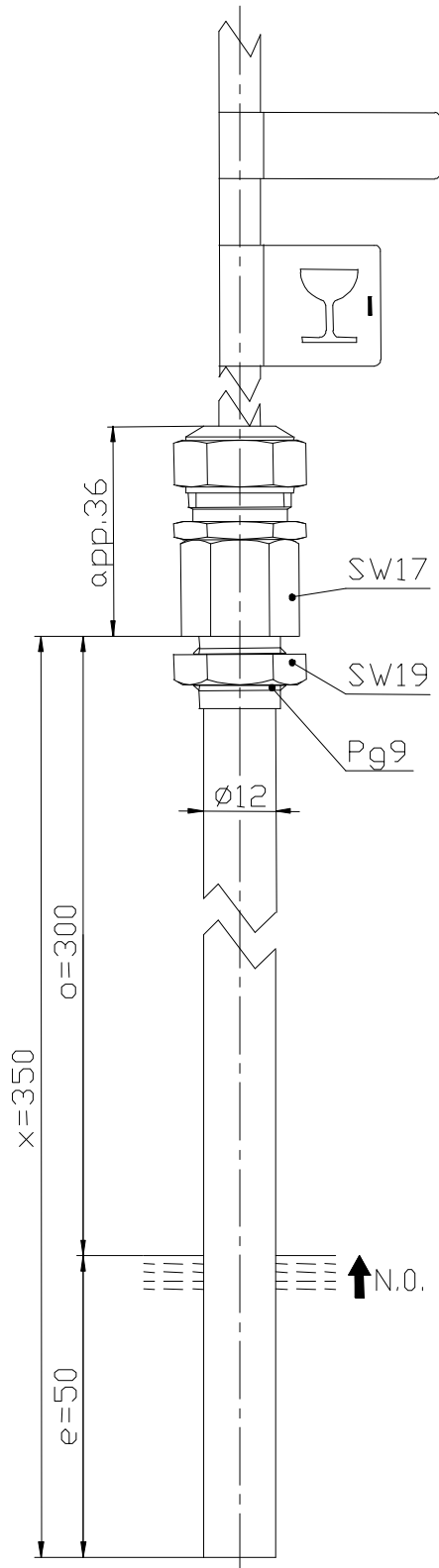
# Technical Data

## Float Switch

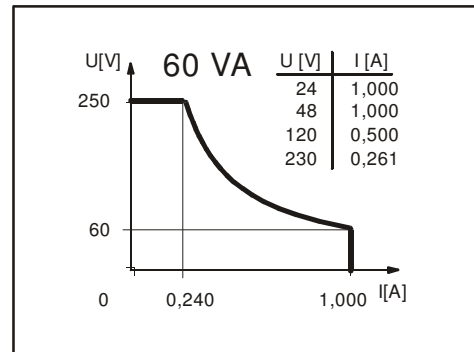
### Standard float switches

Description **MA--711 HVS 0350**

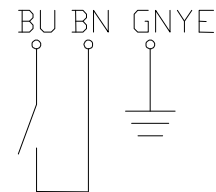
Article number **6810121004**



### Performance diagram (maximum data)



### Wiring diagram (matching to the drawing)



Subject to change without notice.

Date of issue : 27.09.2006 / Page 1 of 2  
Document : 6810121004\_en.doc / Last update : 2

### Standard float switches

Description **MA--711 HVS 0350** Article number **6810121004**

#### Electrical data

Reed contact	max. switching voltage	250 V
	max. switching current	1,0 A
	max. switching capacity	60 VA
	mechanical life	10 <sup>7</sup> to 10 <sup>9</sup> switches depending on the load
Switching element		1 normally-open contact, rising level
Switching point		referring to Bernstein float Ø44x45 (1.4571)
Direction category		AC-22A and DC-22A acc to DIN VDE 0660 T107
Standard		acc to DIN VDE 0660 T200

#### Mechanical data

Screw connection material	X6CrNiMoTi 17 12 2 (1.4571)
Hexagon nut material	X6CrNiMoTi 17 12 2 (1.4571)
Switching tube material	X6CrNiMoTi 17 12 2 (1.4571)
Gasket material	NBR
Ambient air temperature	-5°C to +150°C
Liquid temperature	-5°C to +150°C
Connection	2m cable, silicone, 3x0,75mm <sup>2</sup>
Protection type	IP 65 acc to DIN VDE 0470 T1
Max. pressure	15 bar

#### General details

Repeatability of switching points is  $\pm 0,05\text{mm}$  based on the same geometrical conditions as of a switch device.

The measures of the switching points refer to a fluid-density of 1 g/cm<sup>3</sup>.

The tolerance of the switching points is  $\pm 2\text{mm}$

Pay attention to the contact protection, when switching inductive loads. Maximum data must not be exceeded!