

Technical Data

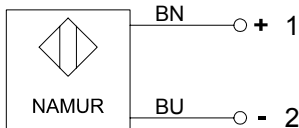
Inductive Proximity Switch - Namur

Series M18

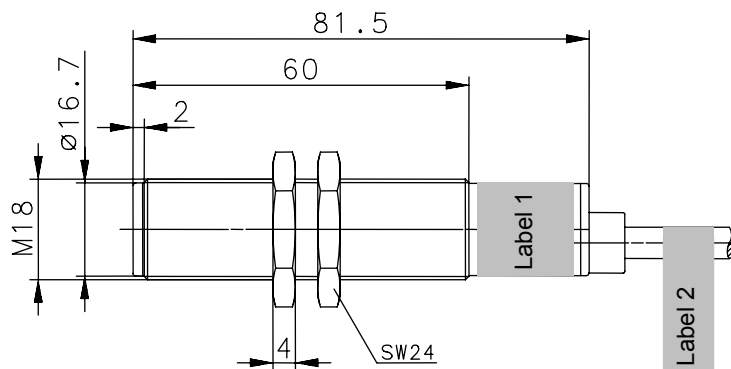
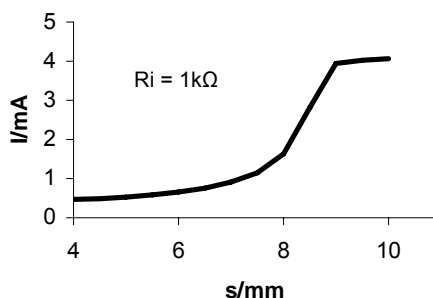
Description **KIN-T18EA/008-0,8S**

Article number **6601621702**

Wiring Diagram



Current Characteristics



Identifying characteristics in accordance with EN 60947-5-6

Electrical data

Mounting		non flush
Rated operating distance	S_n	8mm (switching point 1,5mA @ $U_n = 8V$ and $R_i = 1k\Omega$)
Repeat accuracy	R	< 5%
Standard target		24 x 24mm, t=1mm; material: FE
Rated voltage	U_n	DC 8V
Rated operational voltage	U_e	DC 5 ... 25V
Ripple		≤ 5%
Current input	I	> 3mA ($U_n = 8V$ and $R_i = 1k\Omega$) sensing face free < 1mA ($U_n = 8V$ and $R_i = 1k\Omega$) sensing face damping
Frequency of operating cycles	f	≈ 200Hz
Self-inductance	L_i	60μH
Self-capacitance	C_i	55nF

Mechanical Data

Ambient air temperature		-25°C ... +70°C
Type of protection		IP67
Vibratory stresses		10-55Hz, a=1mm
Shock resistance		30g, $t_{stoss}=11ms$
Enclosure		PBT, blue
End cap		PA12, blue
Termination type		Cable 2 x 0,34mm ² x 0,8m ±5%; PVC - Outer jacket, black with connector Tyco Superseal 1,5 Nr. 282.104-1 and dust protection cap (FTM)
For attachment		2 x hexagon nut
Labelling		1) Bernstein, 2) Rauch (2055640)

EU Conformity

CE

EMV

according to EN 60947-5-2

This document will not become the contractual basis; the details included herein do not constitute any descriptions of expected conditions, so that warranties/claims for defects on account of possible variations of the actual qualities from the qualities described herein are explicitly excluded. All rights reserved. Specifications subject to change without notice!