

Technical Data

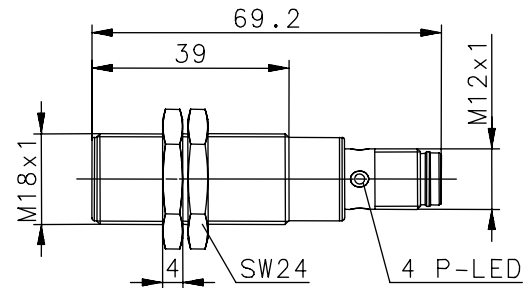
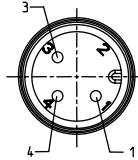
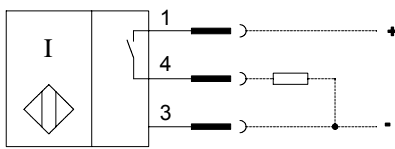
Inductive Proximity Switch

Series M18 with Ultralock-male plug

Description **KIB-M18PS/005-KLS12U**

Article number **6502905026**

Wiring Diagram



Identifying characteristics in accordance with EN 60947-5-2

Electrical data

Rated operating distance	S_n	5mm
Assured operating distance	S_a	0 ... 4,1mm
Switching element function		DC, N.O., Open Collector Output
Repeat accuracy	R	≤ 5%
Differential travel (hysteresis)	H	≈ 10%
Operational voltage range	U_B	10 - 36V DC
Rated insulation voltage	U_i	75V DC
Rated impulse withstand voltage	U_{imp}	500V
Voltage drop	U_d	≤ 1,5V
Utilization category		DC 13
Rated operational current	I_e	≤ 200mA
Minimum operational current	I_m	≥ 1mA
Off-state current	I_r	< 0,3mA
No-load supply current	I_o	≤ 11mA
Rated conditional short-circuit current		100A
Switching element		Permanent overload proof
Short-circuit protection		pulsed
Frequency of operating cycles	f	500Hz
Rated supply frequency		DC
Mounting		flush
False polarity protection		yes
Time delay before availability	t_v	< 50ms

Electromagnetic compatibility (EMC)

Electromagnetic field test	IEC 61000-4-3
Electrostatic discharge test	IEC 61000-4-2
Electrical fast transient immunity test	IEC 61000-4-4
Radiated disturbance field strength	EN 55011

Mechanical Data

Front cap	PA 6.6, black
Enclosure	Brass, nickel plated
Ambient air temperature	-25°C ... +70°C
Type of protection	IP67 (only in fully locked position with it's plugs resp. Ultralock plug-in-connector)
Pollution degree	3 (Pollution of the active zone can cause impairments of the operating distances.)
Indication	LED, yellow
Termination type	Plug socket Ultralock
For attachment	2 x hexagon nut

EU Conformity



This document will not become the contractual basis; the details included herein do not constitute any descriptions of expected conditions, so that warranties/claims for defects on account of possible variations of the actual qualities from the qualities described herein are explicitly excluded. All rights reserved. Specifications subject to change without notice!

Date of issue: 16.11.2006 / Page 1 of 1
Document: 6502905026_en.doc / Last update: 1 / 0713-06