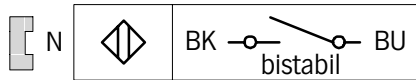
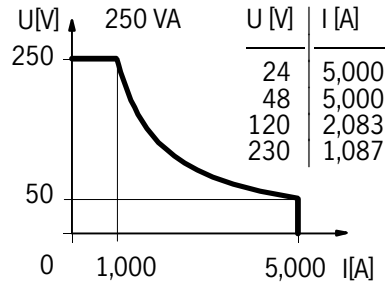



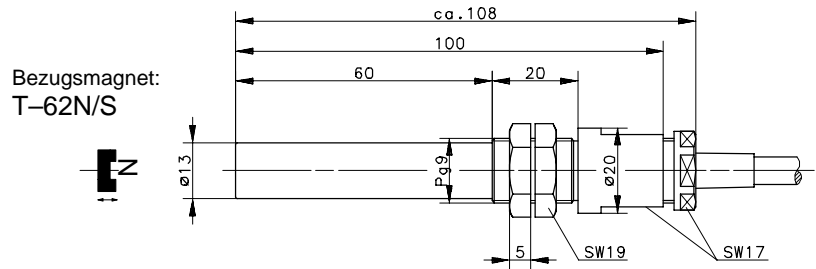
Anschlußbild



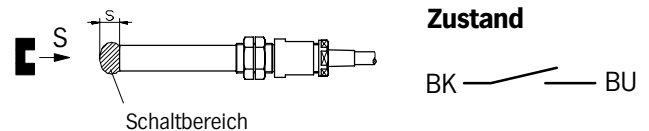
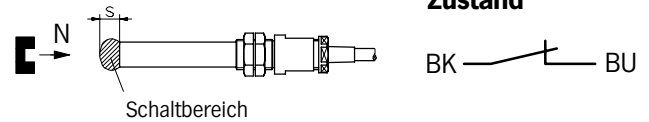
Schaltleistungsdiagramm



Magnet	T-62 N/S
S	16 mm
∅ D	23,0 mm
∅ d	4,4 mm
h	10,0 mm

Bezugsmagnet:
T-62N/S



Technische Daten

- Schaltspannung max. : 250 V
- Schaltstrom max. : 5 A (2 ms)
- Dauer­grenz­strom : 2,5 A
- Schaltleistung max. : 250 VA
- mech. Lebensdauer : 3 x 10⁸ Schaltungen, je nach zu schaltender Last
- Wiederholgenauigkeit : bei gleichen geometrischen Verhältnissen und gleicher Temperatur ± 0,1 mm
- Temperaturbereich : -5 °C bis +70 °C
- Schutzart : IP 67 nach IEC 529, EN 60529
- Ausgangsfunktion : bistabil „Ein - Aus“ (andere Funktionen auf Anfrage)

Mechanische Eigenschaften

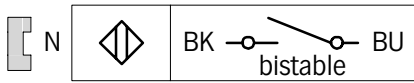
- Gehäuse : PA 6.6, schwarz; Reedkontakt eingegossen
- Anschlußart : Kabel 2 x 0,75 mm² x 2 m; PVC-Mantel, schwarz (andere Längen auf Anfrage)
- Einbaulage : beliebig (bei Montage auf ferromagnetischem Material reduziert sich der Schaltabstand)

Bei induktiven Lasten bitte Kontaktschutz beachten.

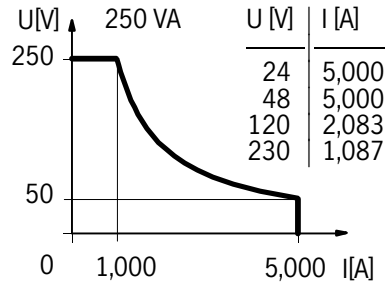
Type: **MAK-3614-P-2**

Part-No.: **641.0436.518**

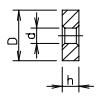
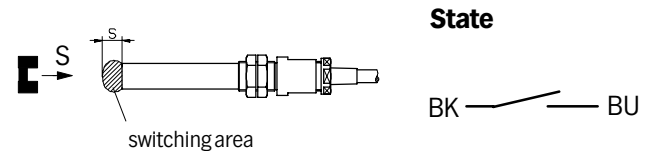
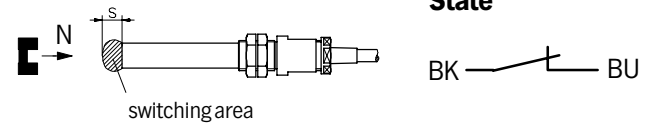
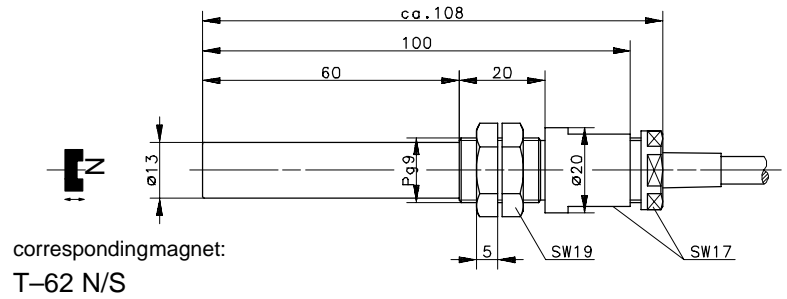
Wiring Diagram



Switching diagram



Magnet	T-62 N/S
S	16 mm
∅ D	23,0 mm
∅ d	4,4 mm
h	10,0 mm

Technical Data

- Max. Voltage : 250 V
- Max. Switch Current : 5 A (2 ms)
- Permanent Limiting Current : 2,5 A
- Max. Switching : 250 VA
- Mech. Lifetime : 3 x 10⁸ switchings, however, according to the load resetability
- Repeat Accuracy : ± 0,1 mm under same geometrical conditions at the same temperature
- Temperature range : -5 °C ... +70 °C
- Protection : IP 67 according to IEC 529, EN 60529 (Nema 4)
- Output function : bistable (other functions on request)

Mechanical Features

- Housing : PA 6.6, black; encapsulated reed contact
- Connection : Cable 2 x 0,75 mm² x 2 m; PVC-Outer jacket, black (other lengths upon request)
- Assembly position : optional (assembly on iron means reduction of switch distance)

Pay attention to the contact protection when switching inductive loads.