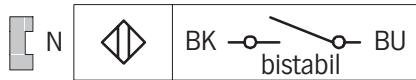
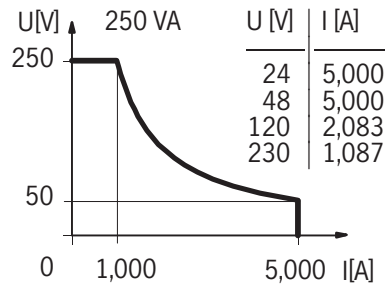


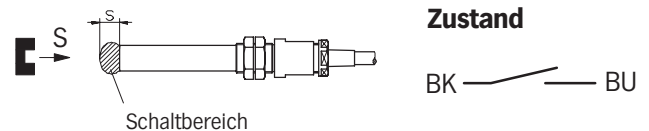
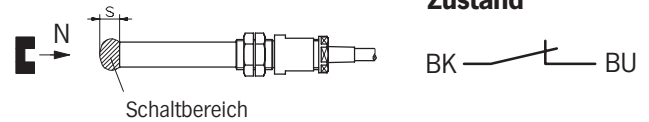
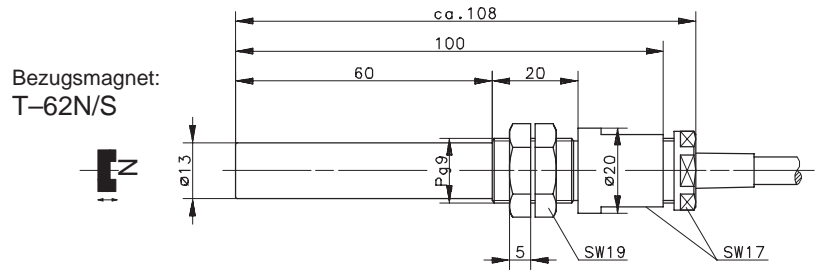
Anschlußbild



Schaltleistungsdiagramm



Magnet	T-62 N/S
S	13 mm
∅ D	23,0 mm
∅ d	4,4 mm
h	10,0 mm



Technische Daten

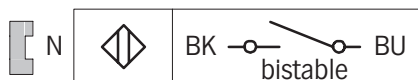
Schaltspannung max.	:	250 V
Schaltstrom max.	:	5 A (2 ms)
Dauergrenzstrom	:	2,5 A
Schaltleistung max.	:	250 VA
mech. Lebensdauer	:	3 x 10 ⁸ Schaltungen, je nach zu schaltender Last
Wiederholgenauigkeit	:	bei gleichen geometrischen Verhältnissen und gleicher Temperatur ± 0,1 mm
Temperaturbereich	:	-5 °C bis +70 °C
Schutzart	:	IP 67 nach IEC 529, EN 60529
Ausgangsfunktion	:	bistabil „Ein - Aus“ (andere Funktionen auf Anfrage)

Mechanische Eigenschaften

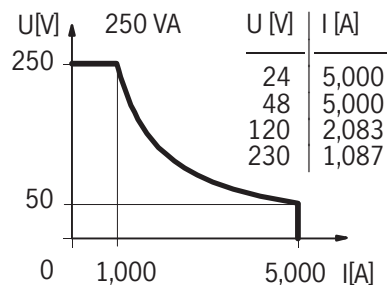
Gehäuse	:	PA 6.6, schwarz; Reedkontakt eingegossen
Anschlußart	:	Kabel 2 x 0,75 mm ² x 4 m; PVC-Mantel, schwarz (andere Längen auf Anfrage)
Einbaulage	:	beliebig (bei Montage auf ferromagnetischem Material reduziert sich der Schaltabstand)

Bei induktiven Lasten bitte Kontaktschutz beachten.

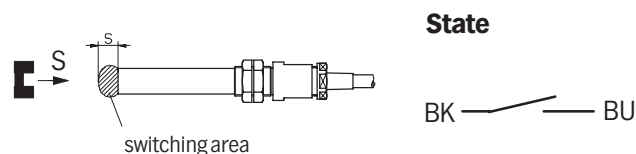
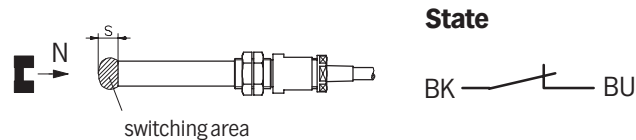
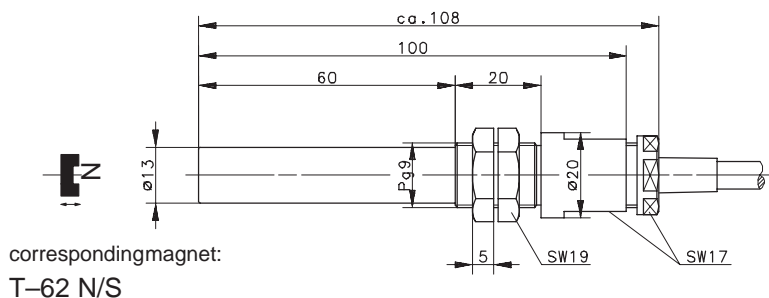
Wiring Diagram



Switching diagram



Magnet	T-62 N/S
S	13 mm
∅ D	23,0 mm
∅ d	4,4 mm
h	10,0 mm



Technical Data

- Max. Voltage : 250 V
- Max. Switch Current : 5 A (2 ms)
- Permanent Limiting Current : 2,5 A
- Max. Switching : 250 VA
- Mech. Lifetime : 3 x 10⁸ switchings, however, according to the load resetability
- Repeat Accuracy : ± 0,1 mm under same geometrical conditions at the same temperature
- Temperature range : -5 °C ... +70 °C
- Protection : IP 67 according to IEC 529, EN 60529 (Nema 4)
- Output function : bistable (other functions on request)

Mechanical Features

- Housing : PA 6.6, black; encapsulated reed contact
- Connection : Cable 2 x 0,75 mm² x 4 m; PVC-Outer jacket, black (other lengths upon request)
- Assembly position : optional (assembly on iron means reduction of switch distance)

Pay attention to the contact protection when switching inductive loads.