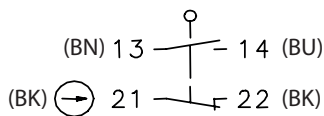


Plastic bodied limit switch Series I49

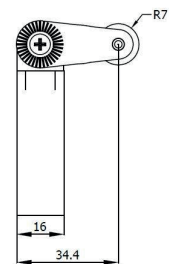
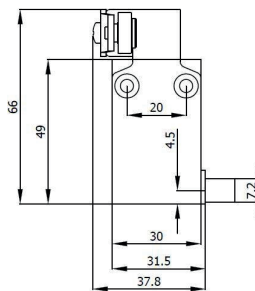

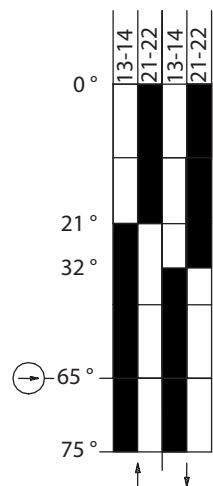
Description **I49-SU1Z AH 3M**

Article number **6189185083**

Operating symbol



Operating diagram



Electrical Data

Rated insulation voltage acc. to IEC 947-1 and DIN EN 60947-1	U_i 400 V (degree of pollution 3)
Conv. thermal current acc. to IEC 947-5-1 and DIN EN 60947-5-1) $0 < 40\text{ °C}$	I_{the} 10 A
Rated operational voltage	U_e 240 V
Utilization category	AC-15, 24 V - 10 A / 240 V - 3 A DC-13, 24 V - 2.8 A / 125 V - 0.55 A / 250 V - 0.27 A
Direct opening action	acc. to IEC/EN 60947-5-1
Short-circuit protective device $U_e < 500\text{ V a.c.}$ - gG type fuses	Fuse 10 A gG
Protection class	II, totally insulated

Mechanical data	
Enclosure	Pre-wired, Double insulation, Plastic Casing IP67, 30 mm width (polymeric)
Actuator	Plunger (nikel -plated), lever (galvanized), roller Ø14 mm (nylon)
Ambient air temperature	
-during operation	-25 °C ... +70 °C
-for storage	-30 °C ... +70 °C
Contact type	Snap action, 1 NO, 1 NC
Mechanical life	10 x 10 ⁶ switching cycles
Switching frequency	60 / min
Velocity for actuating	1,5 m/s
Resistance between contacts	< 25 mΩ
Connection	Cable 4 x 0,74 mm ² , PUR, 3 m length
Installation position	All positions are authorized
Protection type	IP67 acc. to IEC/EN 60529

Standards	
	DIN EN 60947-1
	DIN EN 60947-5-1

EU Conformity	
	acc. to directive 2014/35/EU (Low-Voltage-Directive)