

Technical Data

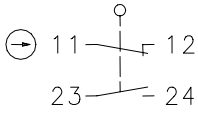
Plastic bodied limit switch

Series I88

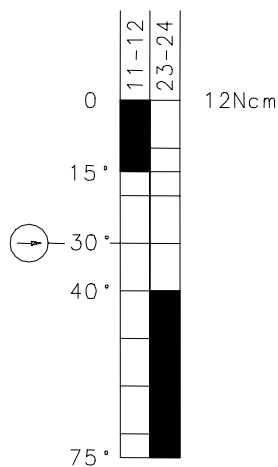
Description I88-U1Z AV VS

Article number 6186136175

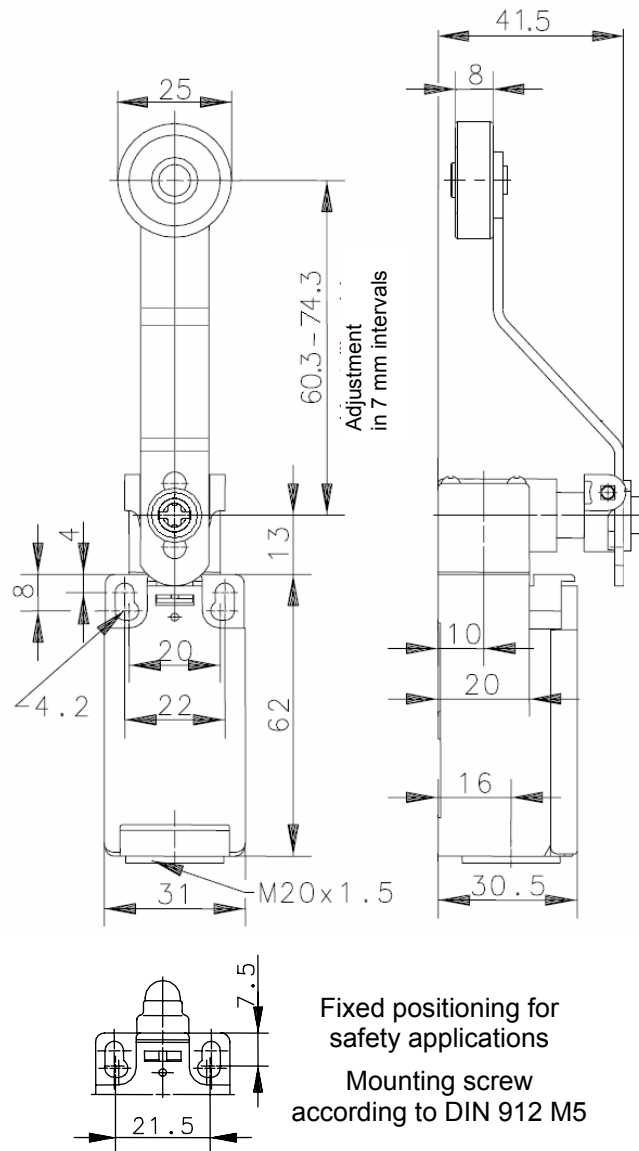
Operating symbol



Operating diagram



On Off Tolerance:
 Operating point $\pm 3,5^\circ$;
 Operating torque $\pm 10\%$



Electrical data

Rated insulation voltage	U_i	250 V AC
Conv. thermal current	I_{the}	10 A
Rated operational voltage	U_e	240 V
Utilization category		AC-15, U_e/I_e 240 V / 3 A
Direct opening action		acc. to IEC/EN 60947-5-1, Annex K
Short-circuit protective device		Fuse 10 A gG
Protection class		II, totally insulated

This document will not become the contractual basis; the details included herein do not constitute any descriptions of expected conditions, so that warranties/claims for defects on account of possible variations of the actual qualities from the qualities described herein are explicitly excluded. All rights reserved. Specifications subject to change without notice!

Date of issue: 12.12.2011 / Page 1 of 2
 Document : 6186136175_en / Last update : 1 / 2774-11

Technical Data

Plastic bodied limit switch



Mechanical data	
Enclosure	Thermoplastic, glass fibre reinforced (UL 94-V0)
Cover	Thermoplastic, glass fibre reinforced (UL 94-V0)
Actuator	Lever (st)
Ambient air temperature	-30°C ... +80°C
Contact type	2 NC (Zb)
Mechanical life	1 x 10 ⁶ switching cycles
Switching frequency	≤ 50/min
Assembly	2 x M4
Connection	4 screw connections (M3)
Conductor cross-sections	Solid: 0,5 ... 1,5 mm ² Litz wire with ferrules: 0,5 ... 1,5 mm ²
Cable entrance	1 x M20 x 1,5
Weight	≈ 0,11 kg
Installation position	Operator definable
Protection type	IP65 acc. to EN 60529; DIN VDE 0470 T1

Actuation

By loosening the 4 screws the actuation assembly can be rotated in 90 degree increments such that 4 actuation directions are possible. The actuation assembly is to be again fastened to the housing using the 4 screws.

Standards

VDE 0660 T100, DIN EN 60947-1, IEC 60947-1
VDE 0660 T200, DIN EN 60947-5-1, IEC 60947-5-1

EU Conformity

acc. to directive 2006/95/EG

Notes

The degree of protection (IP code) specified applies solely to a property closed cover and the use of an equivalent cable gland with adequate cable.

This document will not become the contractual basis; the details included herein do not constitute any descriptions of expected conditions, so that warranties/claims for defects on account of possible variations of the actual qualities from the qualities described herein are explicitly excluded. All rights reserved. Specifications subject to change without notice!

Date of issue: 12.12.2011 / Page 2 of 2
Document : 6186136175_en / Last update : 1 / 2774-11