

Technical Data

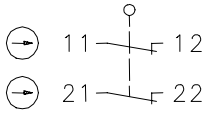
Plastic bodied limit switch

Series ENK

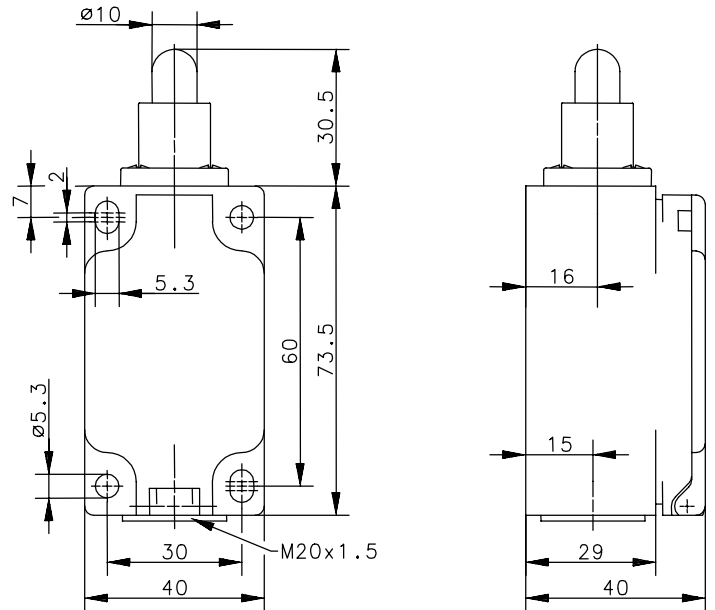
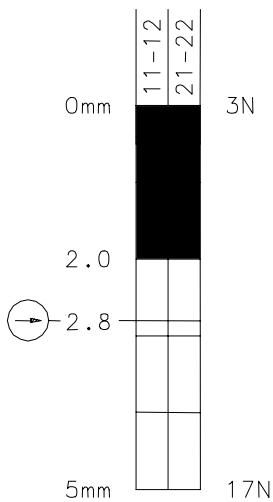
Description **ENK-A2Z IW**



Article number **6181802279**

Operating symbol




Operating diagram



  Tolerance:
 On Off Operating point $\pm 0,25\text{mm}$;
 Operating torque $\pm 10\%$

Electrical data

Rated insulation voltage	U_i	400V AC
Conv. thermal current	I_{the}	10A
Rated operational voltage	U_e	240V
Utilization category		A300, AC-15, U_e/I_e 240V/3A
Positive opening NC contact		IEC/EN 60947-5-1
Short-circuit protective device		Fuse 10A gL/gG IEC/EN 60947-5-1, Annex K
Protection class		I

This document will not become the contractual basis; the details included herein do not constitute any descriptions of expected conditions, so that warranties/claims for defects on account of possible variations of the actual qualities from the qualities described herein are explicitly excluded. All rights reserved. Specifications subject to change without notice!

Date of issue: 03.05.2004 / Page 1 of 2
 Document : 6181802279_en / Last update : 1 / 2224-04

Technical Data

Plastic bodied limit switch

Mechanical data

Enclosure	Thermoplastic, glass fibre reinforced
Cover	Thermoplastic, glass fibre reinforced
Actuator	Push bolt (st)
Ambient air temperature	-30°C ... +80°C
Contact type	2 NC (Zb)
Mechanical life	10 x 10 ⁶ switching cycles
Switching frequency	≤ 100/min
Assembly	4 x M5
Connection	4 screw connections (M3,5)
Conductor cross-sections	Solid: 0.5 ... 1.5mm ² Litz wire with ferrules: 0.5 ... 1.5mm ²
Cable entrance	1 x M20x1,5
Weight	≈ 0,15kg
Installation position	Operator definable
Protection type	IP65 acc. to EN 60529; DIN VDE 0470 T1

Actuation

The push bolt actuator is mainly intended to be actuated along it's axis.
Side actuation will considerably reduce switch life.

Standards	VDE 0660 T100, DIN EN 60947-1, IEC 60947-1 VDE 0660 T200, DIN EN 60947-5-1, IEC 60947-5-1
------------------	--

EU Conformity	CE
----------------------	-----------

Approvals

CSA
UL

Notes

The degree of protection (IP code) specified applies solely to a property closed cover and the use of an equivalent cable gland with adequate cable.

Customer-specific Ident.-No.: ISGA-B402