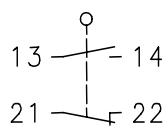


Plastic bodied limit switch Series ENK

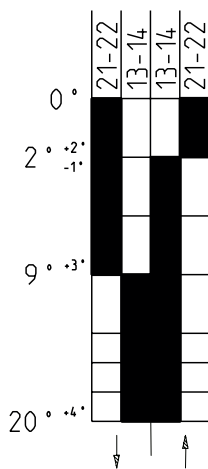
Description **ENK-SU1 FF**

Article number **6181190165**

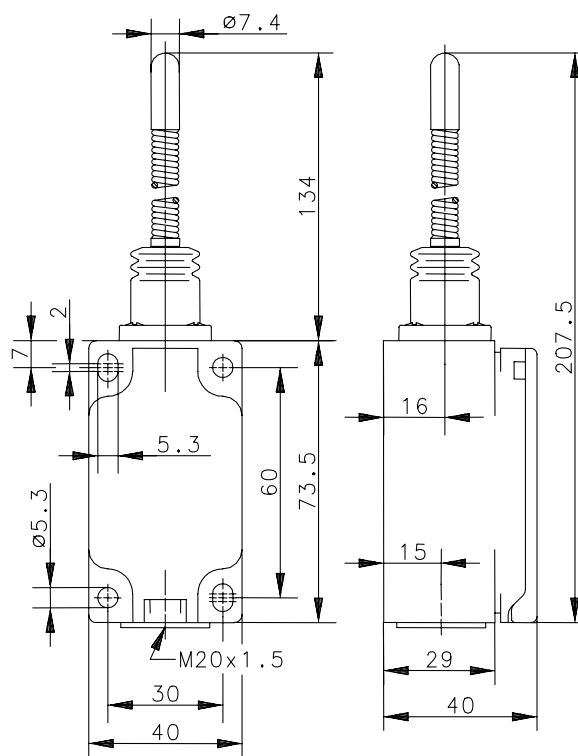
Operating symbol



Operating diagram



On Off



Electrical Data

Rated insulation voltage	U_i	400 V AC
Conv. thermal current	I_{the}	10 A
Rated operational voltage	U_e	240 V
Utilization category		AC-15, U_e/I_e 240 V / 3 A
Short-circuit protective device		Fuse 2 A gG
Protection class		II, totally insulated

Mechanical data	
Enclosure	Thermoplastic, glass fibre reinforced (UL 94-V0)
Cover	Thermoplastic, glass fibre reinforced (UL 94-V0)
Actuator	Wobble stick with plastic slide
Ambient air temperature	-30 °C ... +80 °C
Contact type	1 N.C., 1 N.O. (Zb)
Mechanical life	10 x 10 ⁶ operating cycles
Switching frequency	≤ 100 / min.
Assembly	4 x M5
Connection	4 screw connections (M3,5)
Conductor cross-sections	Solid: 0,5 ... 1,5 mm ² Litz wire with ferrules: 0,5 ... 1,5 mm ²
Cable entrance	1 x M20 x 1,5
Weight	≈ 0,15 kg
Installation position	operator definable
Protection type	IP65 acc. to EN 60529

Actuation
The actuator can be approached from all directions with exception of the axial direction.

Standards
VDE 0660 T100, DIN EN 60947-1, IEC 60947-1
VDE 0660 T200, DIN EN 60947-5-1, IEC 60947-5-1

EU Conformity
acc. to directive 2014/35/EU

Approvals
CSA A300 (same polarity)
CCC
UL

Notes
The degree of protection specified (IP code) applies only to a properly closed cover and the use of an equivalent cable gland with adequate cable.