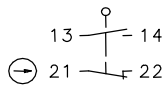


Plastic bodied limit switch Series ENK

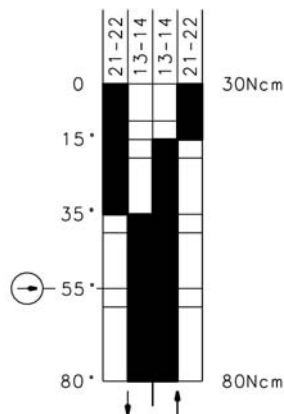
Description **ENK-SU1Z AHS 270GR VS**

Article number **6181185252**

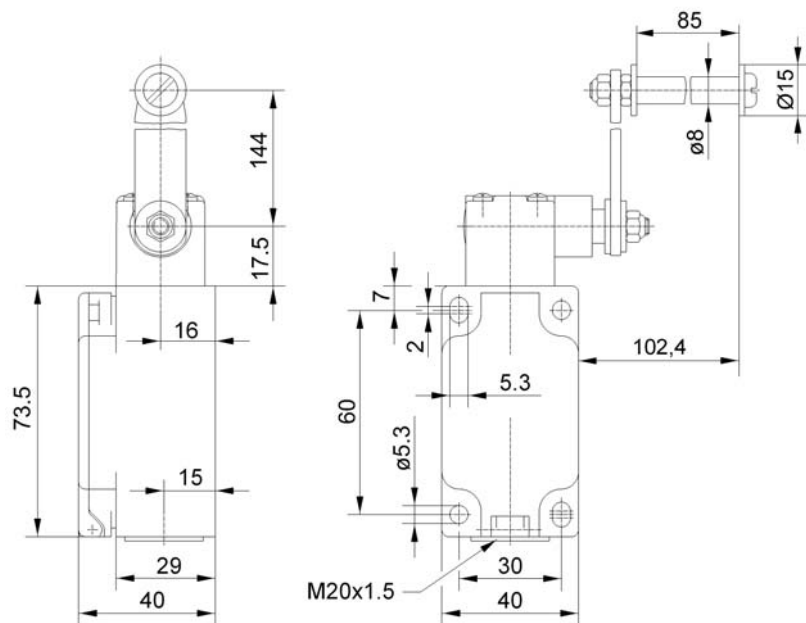
Operating symbol



Operating diagram



On
 Off
 Tolerance:
 Operating Point $\pm 3,5^\circ$;
 Operating torque $\pm 10\%$



Electrical Data

| | | |
|---------------------------------|-----------|-----------------------------------|
| Rated insulation voltage | U_i | 400 V AC |
| Conv. thermal current | I_{the} | 10 A |
| Rated operational voltage | U_e | 240 V |
| Utilization category | | AC-15, U_e/I_e 240 V / 3 A |
| Positive opening operation | \ominus | acc. to IEC/EN 60947-5-1, annex K |
| Short-circuit protective device | | Fuse 2 A gG |
| Protection class | | II, totally insulated |

| Mechanical data | |
|--------------------------|---|
| Enclosure | Thermoplastic, glass fibre reinforced |
| Cover | Thermoplastic, glass fibre reinforced |
| Actuator | Turret head (Zn die-casting), lever (steel), roller (thermoplastic) |
| Ambient air temperature | -30 °C ... +80 °C |
| Contact type | 1 NC, 1NO (Zb) |
| Mechanical life | 2 x 10 ⁶ operating cycles |
| Switching frequency | ≤ 100 / min. |
| Assembly | 4 x M5 |
| Connection | 4 screw connections (M3,5) |
| Conductor cross-sections | Solid: 0,5 ... 1,5 mm ² or Litz wire with ferrules: 0,5 ... 1,5 mm ² |
| Cable entrance | 1 x M20 x 1,5 |
| Weight | ≈ 0,29 kg |
| Installation position | operator definable |
| Protection type | IP65 acc. to EN 60529 |

| ID for safety engineering | |
|---------------------------|----------------------------|
| B10d | 4 x 10 ⁶ cycles |

| Actuation |
|--|
| The actuating device is preferably started from 2 sides. By loosening the 4 screws the actuation assembly can be rotated in 90 degree increments such that 8 actuation directions are possible. The actuation assembly is to be again fastened to the housing using the 4 screws. |

| Standards |
|--|
| VDE 0660 T100, DIN EN 60947-1, IEC 60947-1 |
| VDE 0660 T200, DIN EN 60947-5-1, IEC 60947-5-1 |
| DIN EN ISO 13849-1 |

| EU Conformity |
|--|
| acc. to directive 2014/35/EU (Low-Voltage-Directive) |

| Approvals |
|---|
| cCSA _{US} A300 (same polarity) |
| UL |

| Notes |
|--|
| The degree of protection (IP code) specified applies solely to a property closed cover and the use of an equivalent cable gland with adequate cable. |
| Switch insert with additional cover as protection against contact (finger protection). |