



Bernstein

Bernstein AG
Postfach 1164
D-32437 Porta Westfalica

Technical data sheet

ENK-U1Z Riw

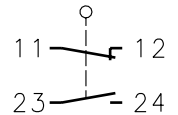
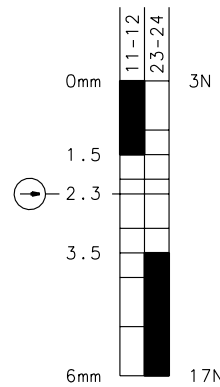
618.1117.255



Positive opening operation according to DIN EN 60947-5-1 IEC 60947-5-1



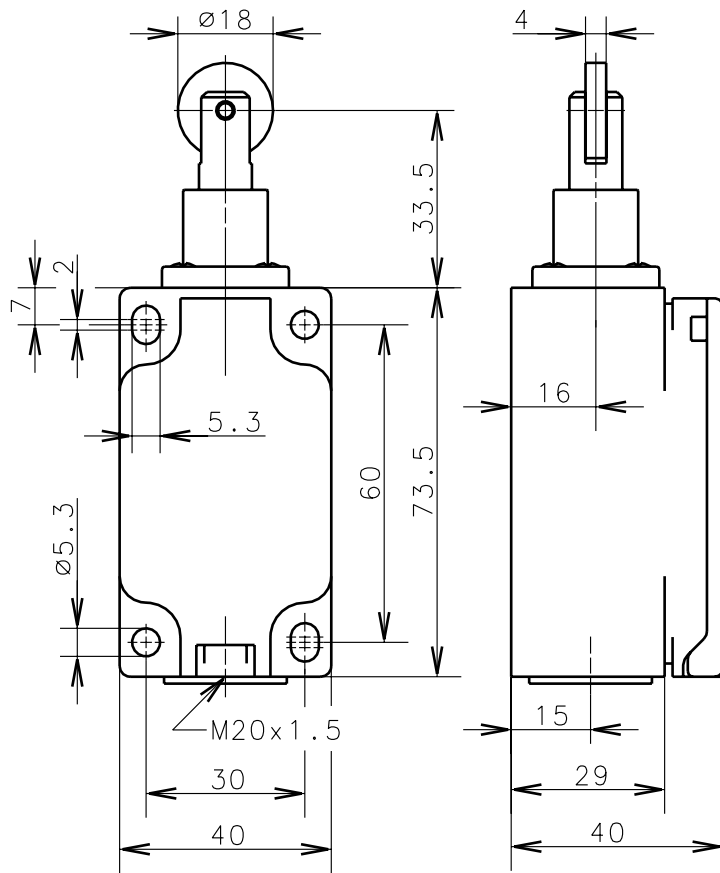
ISGR-B211



Switching diagram

Switching symbol

Tolerance: operating point $\pm 3.5\%$; operating torque $\pm 10\%$



Mechanical features

Enclosure: Thermoplast, glass fibre reinforced
 Cover: Thermoplast, glass fibre reinforced
 Actuator: Roller (st)

Ambient air temperature: -30°C up to $+80^{\circ}\text{C}$
 Contact type: 1 NC-contact, 1 NO-contact (Zb)

Mechanical life: 10×10^6 switch operations
 Switch frequency: max. 100/min
 Mounting: 4 x M5
 Connection type: 4 screw connections (M3.5)
 Conductor cross-section: single core 0.5-1.5mm² / Litz wire with connector sleeve 0.5-1.5mm²
 Cable entry size: 1 x M20x1.5
 Weight: approx. 0,15kg

Electrical features

Rated insulation voltage: $U_i = 400 \text{ V AC}$
 Conventional thermal current: $I_{the} = 10 \text{ A}$
 Max. inrush current: according to IEC 60947-5-1, AC 15, A300
 Utilization categorie: AC 15, A300, U_e/I_e 240V/3A
 Standards: according to EN 60947-1; EN 60947-5-1
 Protection class (IP-Code): IP65 according to EN 60529; DIN VDE 0470 T1
 CSA: 10A 300V AC, A300 (same polarity)
 Short-circuit protection: Fuse 10A gL/gG, IEC/EN 60947-5-1, appendix K

Approach possibilities

By loosening the 4 screws the Actuation Assembly can be rotated in 90 degree increments such that 2 Actuation directions are possible. The Actuation Assembly is to be again fastened to the housing using the 4 screws.

Remarks

The moving parts should be oiled periodically.
The rated protection class (IP-Code) is valid only at closed cover and when using an at least equivalent cable gland.

Copies are not retreated in case of alternations.

Schutzvermerk nach DIN 34 beachten
Copyright reserved

25.09.03