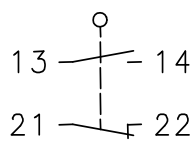


Plastic bodied limit switch Series ENK

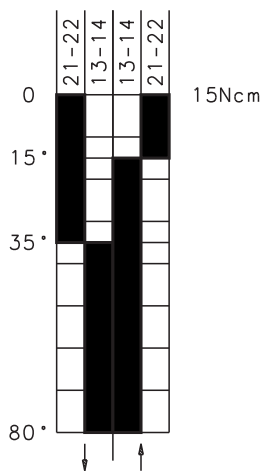
Description **ENK-SU1 AV**

Article number **6081186018**

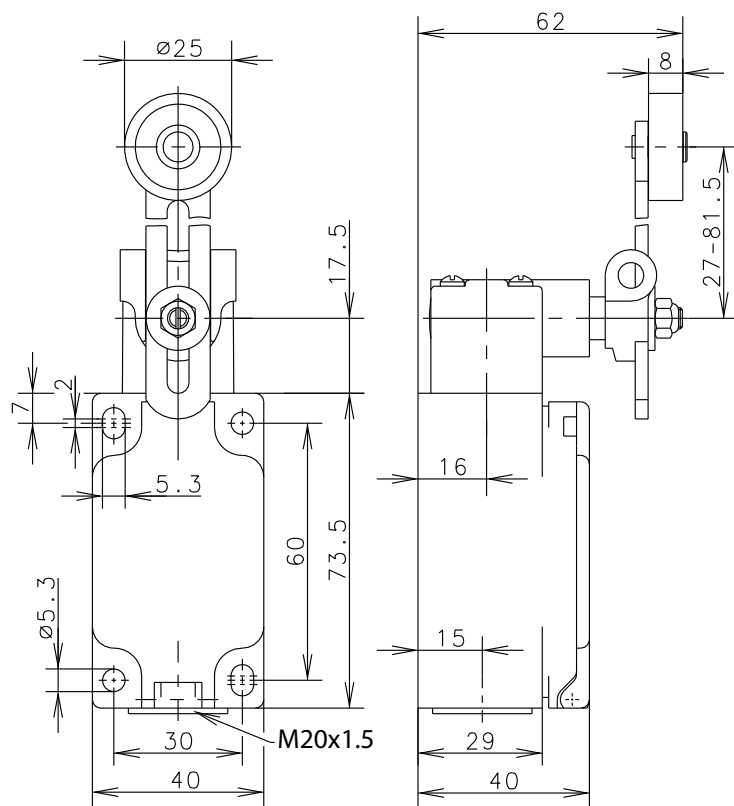
Operating symbol



Operating diagram



On
 Off
 Tolerance:
 Operating Point $\pm 3,5^\circ$;
 Operating force $\pm 10\%$



Electrical Data

Rated insulation voltage	U_i	400 V AC
Conv. thermal current	I_{the}	10 A
Rated operational voltage	U_e	240 V
Utilization category		AC-15, U_e/I_e 240 V / 3 A
Short-circuit protective device		Fuse 2 A gG
Protection class		II, totally insulated

Mechanical data	
Enclosure	Thermoplastic, glass fibre reinforced (UL 94-V0)
Cover	Thermoplastic, glass fibre reinforced (UL 94-V0)
Actuator	Turret head, roller (thermoplastic)
Ambient air temperature	-30 °C ... +80 °C
Contact type	1 N.C., 1 N.O. (Zb)
Mechanical life	10 x 10 ⁶ operating cycles
Switching frequency	≤ 100 / min.
Assembly	4 x M5
Connection	4 screw connections (M3,5)
Conductor cross-sections	Solid: 0.5 ... 1.5 mm ² Litz wire with ferrules: 0.5 ... 1.5 mm ²
Cable entrance	1 x M20 x 1,5
Weight	≈ 0,24 kg
Installation position	operator definable
Protection type	IP65 acc. to EN 60529

Actuation

The actuating device is preferably started from 2 sides.
By loosening the 4 screws the actuation assembly can be rotated in 90 degree increments such that 8 actuation directions are possible. The actuation assembly is to be again fastened to the housing using the 4 screws.

Standards	
	VDE 0660 T100, DIN EN 60947-1, IEC 60947-1
	VDE 0660 T200, DIN EN 60947-5-1, IEC 60947-5-1

EU Conformity	
	acc. to directive 2014/35/EU

Approvals	
	cCSA _{US} A300 (same polarity)
	CCC
	UL

Notes

The degree of protection (IP code) specified applies solely to a property closed cover and the use of an equivalent cable gland with adequate cable.