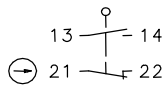


## Plastic bodied limit switch Series ENK

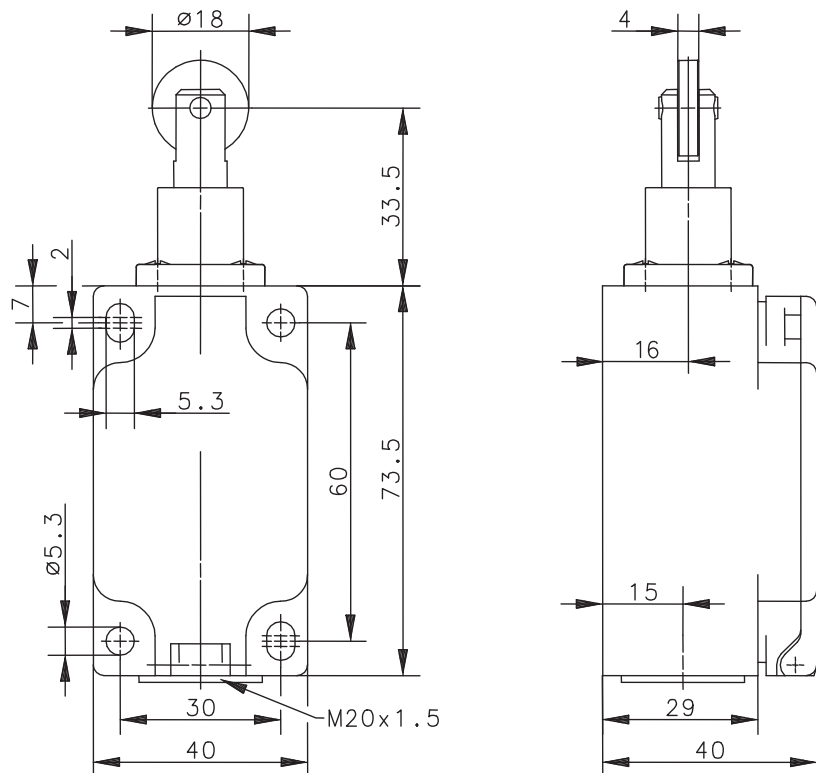
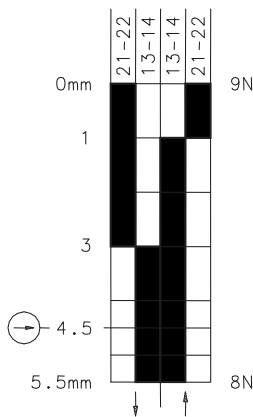
Description **ENK-SU1Z RIW**

Article number **6081167008**

### Operating symbol



### Operating diagram



On  
 Off  
 Tolerance:  
 Operating Point  $\pm 0,25$  mm;  
 Operating force  $\pm 10$  %

### Electrical Data

Rated insulation voltage	$U_i$	400 V AC
Conv. thermal current	$I_{the}$	10 A
Rated operational voltage	$U_e$	240 V
Utilization category		AC-15, $U_e/I_e$ 240 V / 3 A
Direct opening action	$\ominus$	acc. to IEC/EN 60947-5-1, annex K
Short-circuit protective device		Fuse 2 A gG
Protection class		II, totally insulated

Mechanical data	
Enclosure	Thermoplastic, glass fibre reinforced (UL 94-V0)
Cover	Thermoplastic, glass fibre reinforced (UL 94-V0)
Actuator	Roller, stainless steel
Ambient air temperature	-30 °C ... +80 °C
Contact type	1 NC, 1 NO (Zb)
Mechanical life	10 x 10 <sup>6</sup> operating cycles
Switching frequency	≤ 100 / min.
Assembly	4 x M5
Connection	4 screw connections (M3,5)
Conductor cross-sections	Solid: 0,5 ... 1,5 mm <sup>2</sup> or Litz wire with ferrules: 0,5 ... 1,5 mm <sup>2</sup>
Cable entrance	1 x M20 x 1,5
Weight	≈ 0,16 kg
Installation position	operator definable
Protection type	IP65 acc. to IEC/EN 60529

ID for safety engineering	
B10d	20 x 10 <sup>6</sup> cycles

Standards	
	VDE 0660 T100, DIN EN 60947-1, IEC 60947-1
	VDE 0660 T200, DIN EN 60947-5-1, IEC 60947-5-1
	DIN EN ISO 13849-1

EU Conformity	
	acc. to directive 2014/35/EU

Approvals	
	cCSA <sub>US</sub> A300 (same polarity)
	CCC

Notes	
The degree of protection (IP code) specified applies solely to a property closed cover and the use of an equivalent cable gland with adequate cable.	