

# Technical Data

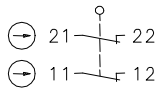
## Safety switch

### Series SLM – with separate actuator

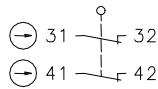
Description **SLM-MVTW24DC-22**

Article number **6017169066**

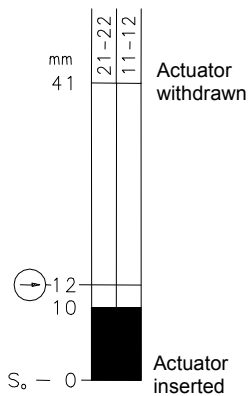
Position monitoring  
of guard locking



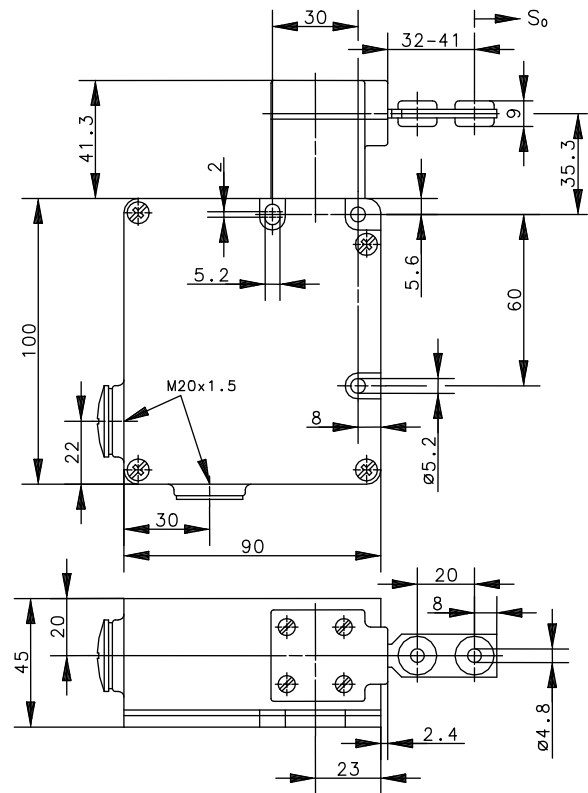
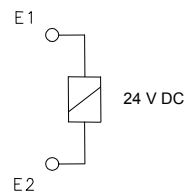
Position monitoring  
electromagnet



Operating diagram



Termination  
electromagnet



Tolerances  
 ON OFF Actuating force:  $\pm 15\%$

Electrical data	
Protection class	I
<b>Contact elements</b>	
Rated insulation voltage	$U_i$ 250 V
Rated impulse withstand voltage	$U_{imp}$ 2,5 kV
Conv. thermal current	$I_{the}$ 5 A
Utilization category	AC-12, $U_e/I_e$ 250 V / 10 A AC-15, $U_e/I_e$ 230 V / 4 A
Direct opening action	$\ominus$ according to IEC/EN 60947-5-1, Annex K
Short-circuit protective device	10 A gG
<b>Electro magnets</b>	
Duty cycle	100 % ED (at E1; E2)
Temperature class	B (130 °C)
Power consumption P20	5,2 W
Operating voltage	24 V DC

This document will not become the contractual basis; the details included herein do not constitute any descriptions of expected conditions, so that warranties/claims for defects on account of possible variations of the actual qualities from the qualities described herein are explicitly excluded. All rights reserved. Specifications subject to change without notice!

Date of issue: 15.05.2013 / Page 1 of 3  
 Document : 6017169066\_en / Last update: 2 / 2073-13

### Mechanical data

Enclosure			AI-GD
Cover			AL-sheet
Actuating head			Zn-GD
Actuator			Separate actuator (St / PA)
	Minimum actuating radius	$R_{min}$	400 mm
	Velocity for actuating	$V_{max}$	1,5 m/s
	Extraction force		$\geq 30$ N
Interlocking principle			Magnetic force
Unlocking			Spring force
Hold on force		$F_{Zh}$	$\leq 1000$ N acc. to GS-ET-19
Ambient air temperature			-30 °C ... +60 °C
Contact type			4 NC
Switching principle			4 slow break contact elements
Mechanical life			1 x 10 <sup>6</sup> switching cycles
Assembly			3 x M5
Connection			10 Screws M3,5; 2 non-fused earthed conductor M4
Conductor cross-sections	solid		0,5 - 2,5 mm <sup>2</sup>
	finely stranded with ferrules		0,5 - 1,5 mm <sup>2</sup>
Cable entrance			2 x M20x1,5
Weight			$\approx 0,83$ kg
Installation position			Operator definable
Protection type			IP67 acc. to IEC/EN 60529

### Actuation

4 different actuating directions achievable by rotating the actuating head.  
Turning the actuator head (4 x 90 °) only when the actuator is plugged in.

### ID for safety engineering

B10d 2 x 10<sup>6</sup> switching cycles

### Standards

VDE 0660 T100, DIN EN 60947-1, IEC 60947-1  
VDE 0660 T200, DIN EN 60947-5-1, IEC 60947-5-1  
GS-ET-19  
DIN EN ISO 13849-1

### EU Conformity

acc. to directive 2006/42/EC

### Approvals

DGUV  
cCSA<sub>US</sub> B300, R300 (same polarity)  
UL

### Notes

The degree of protection (IP code) specified applies solely to a properly closed cover and the use of an equivalent cable gland with adequate cable.

The switch may not be used as a mechanical stop.

In case of power interruption the position of rest of the protection apparatus will not be remain. Protection against self-starting should be provided.

Pre-travel actuator (compensation of shock and vibrations) approx. 9mm.

This document will not become the contractual basis; the details included herein do not constitute any descriptions of expected conditions, so that warranties/claims for defects on account of possible variations of the actual qualities from the qualities described herein are explicitly excluded. All rights reserved. Specifications subject to change without notice!

Date of issue: 15.05.2013 / Page 2 of 3  
Document : 6017169066\_en / Last update: 2 / 2073-13

This document will not become the contractual basis; the details included herein do not constitute any descriptions of expected conditions, so that warranties/claims for defects on account of possible variations of the actual qualities from the qualities described herein are explicitly excluded. All rights reserved. Specifications subject to change without notice!

Date of issue: 15.05.2013 / Page 3 of 3  
Document : 6017169066\_en / Last update: 2 / 2073-13