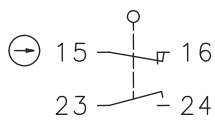


Plastic bodied limit switch Series C74

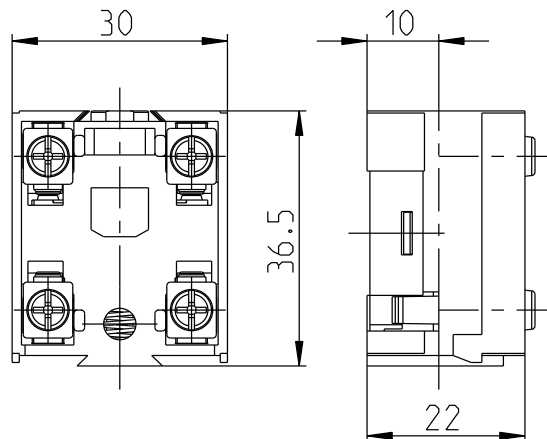
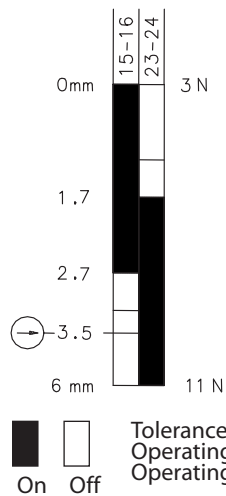
Description **C74-UV1Z (NA)**

Article number **3936301023**

Operating symbol



Operating diagram



Electrical Data

Rated insulation voltage	U_i	400 V AC
Conv. thermal current	I_{the}	10 A
Rated operational voltage	U_e	240 V
Utilization category		AC-15, U_e/I_e 240 V / 3 A
Direct opening action	\ominus	acc. IEC/EN 60947-5-1, annex K
Short-circuit protective device		Fuse 10 A gG

Mechanical data	
Enclosure	Thermoplastic, glass fibre reinforced (UL 94-V0)
Actuator	Plunger Ø8 (thermoplastic)
Ambient air temperature	-30 °C ... +80 °C
Contact type	1 N.C., 1 N.O. (Zb)
Mechanical life	10 x 10 ⁶ operating cycles
Switching frequency	≤ 100 / min.
Assembly	2 x M3
Connection	4 screw connections (M3,5)
Conductor cross-sections	Solid: 0,5 ... 1,5 mm ² or Litz wire with ferrules: 0,5 ... 1,5 mm ²
Weight	≈ 0,03 kg
Installation position	operator definable
Protection type	IP00 nach EN 60529

Actuation
The push bolt actuator is mainly intended to be actuated along its axis.

Standards
VDE 0660 T100, DIN EN 60947-1, IEC 60947-1
VDE 0660 T200, DIN EN 60947-5-1, IEC 60947-5-1

EU Conformity
acc. to directive 2014/35/EU (Low-Voltage-Directive)

Notes
Because of the open construction of the device there is no special protection against ingessing of water and touching parts under voltage.